



SIRIUS SOFT STARTER, SIZE S00, 12.5A,
5.5KW/400V, 40 DEGREES, 200-480V AC,
110-230V AC/DC, SCREW TERMINALS

General details:		
product brand name		SIRIUS
Product equipment		
• integrated bridging contact system		Yes
• thyristors		Yes
Product function		
• intrinsic device protection		No
• motor overload protection		No
• evaluation of thermal resistor motor protection		No
• reset external		No
• adjustable current limitation		No
• inside-delta circuit		No
Product component / outlet for enine brake		No
Reference code		
• according to DIN EN 61346-2		Q
• according to DIN 40719 extended according to IEC 204-2 / according to IEC 750		G
Power Electronics:		
Product designation		soft starters for standard applications
Operating current		

• at 40 °C / rated value	A	12.5
• at 50 °C / rated value	A	12
• at 60 °C / rated value	A	11
Emitted mechanical power / for three-phase servomotors		
• at 230 V / at standard switching / at 40 °C		
• rated value	W	3,000
• at 400 V / at standard switching / at 40 °C		
• rated value	W	5,500
yielded mechanical performance (hp) / for three-phase squirrel cage motors / at 200/208 V / at standard circuit / at 50 °C / rated value	hp	3
Operating frequency		
• rated value	Hz	50 ... 60
Relative negative tolerance / of the operating frequency	%	-10
Relative positive tolerance / of the operating frequency	%	10
Operating voltage / with standard circuit / rated value	V	200 ... 480
Relative negative tolerance / of the operating voltage / with standard circuit	%	-15
Relative positive tolerance / of the operating voltage / with standard circuit	%	10
Minimum load in % of I_M	%	10
Continuous operating current in % of I_e / at 40°C	%	115
Active power loss / at operating current / at 40°C / during operating phase / typical	W	2






Control electronics:

Voltage type / of control feed voltage		AC/DC
Control supply voltage frequency / 1 / rated value	Hz	50
Control supply voltage frequency / 2 / rated value	Hz	60
Relative negative tolerance / of the control supply voltage frequency	%	-10
Relative positive tolerance / of the control supply voltage frequency	%	10
Control supply voltage / 1 / at 50 Hz / for AC	V	110 ... 230
Control supply voltage / 1 / at 60 Hz / for AC	V	110 ... 230
Relative negative tolerance / of the control supply voltage / at 60 Hz / for AC	%	-20
Relative positive tolerance / of the control supply voltage / at 60 Hz / for AC	%	20
Control supply voltage / 1 / for DC	V	110 ... 230
Relative negative tolerance / of the control supply voltage / for DC	%	-20
Relative positive tolerance / of the control supply voltage / for DC	%	20

Type of display / for fault signal		red
Mechanical design:		
Size of the engine control device		S00
Width	mm	45
Height	mm	95
Depth	mm	150
Mounting type		screw and snap-on mounting
mounting position		With vertical mounting surface +/-10° rotatable, with vertical mounting surface +/- 10° tiltable to the front and back
Distance, to be maintained, to the ranks assembly		
• upwards	mm	60
• sideways	mm	15
• downwards	mm	40
Installation altitude / at a height over sea level	m	5,000
Cable length / maximum	m	300
Number of poles / for main current circuit		3
Electrical connections:		
Design of the electrical connection		
• for main current circuit		screw-type terminals
• for auxiliary and control current circuit		screw-type terminals
Number of NC contacts / for auxiliary contacts		0
Number of NO contacts / for auxiliary contacts		1
Number of changeover contacts / for auxiliary contacts		0
Type of the connectable conductor cross-section / for main contacts / for box terminal / when using the front clamping point		
• solid		2x (1 ... 2.5 mm ²), 2x (2.5 ... 6 mm ²)
• finely stranded / with conductor end processing		2x (1.5 ... 2.5 mm ²), 2x (2.5 ... 6 mm ²)
Type of the connectable conductor cross-section / for AWG conductors / for main contacts / for box terminal		
• when using the front c		2x (16 ... 10)
Type of the connectable conductor cross-section		
• for auxiliary contacts		
• solid		2x (0.5 ... 2.5 mm ²)
• finely stranded / with conductor end processing		2x (0.5 ... 1.5 mm ²)
• for AWG conductors / for auxiliary contacts		2x (20 ... 14)
• finely stranded / with wire end proc		2x (20 ... 16)
Ambient conditions:		
Ambient temperature		

• during operating	°C	-25 ... +60
• during storage	°C	-40 ... +80
Derating temperature	°C	40
Protection class IP		IP20

Certificates/approvals:

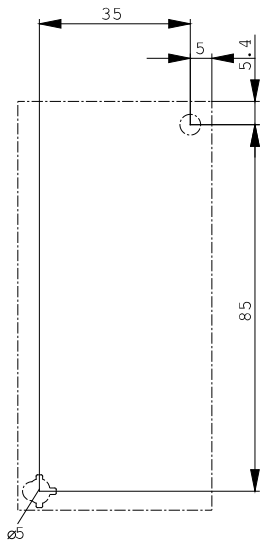
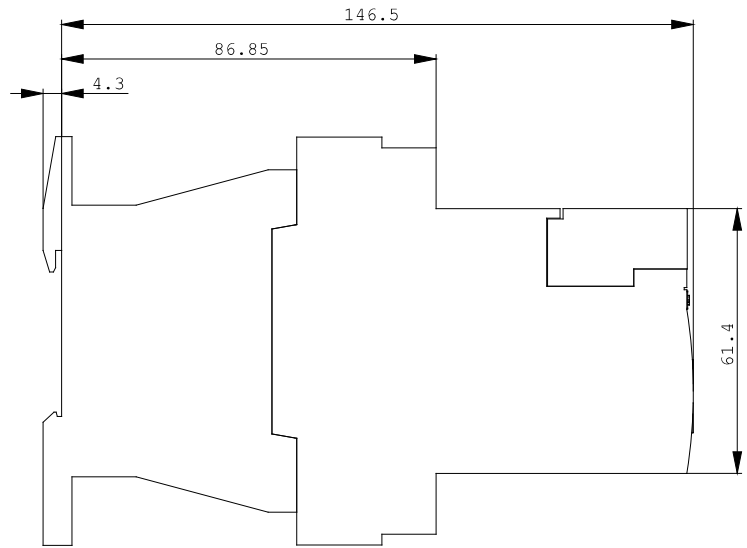
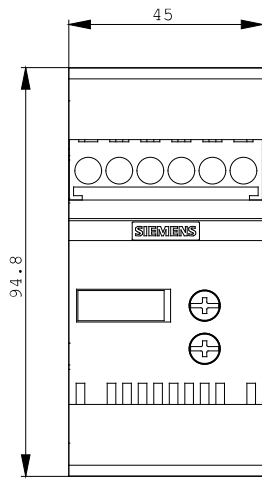
General Product Approval			EMC	Test Certificates
 CCC	 CSA		 UL	 C-TICK
Type Test Certificates/Test Report				
other				
Declaration of Conformity	other	Environmental Confirmations		

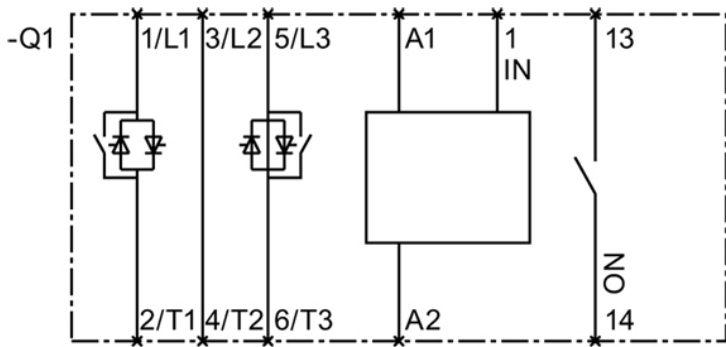
UL/CSA ratings

yielded mechanical performance (hp) / for three-phase squirrel cage motors	<ul style="list-style-type: none"> • at 220/230 V / at standard circuit <ul style="list-style-type: none"> • at 50 °C / rated value • at 460/480 V / at standard circuit <ul style="list-style-type: none"> • at 50 °C / rated value 	hp	3
		hp	7.5
	Contact rating designation / for auxiliary contacts / according to UL		B300 / R300

Further information:

- Information- and Downloadcenter (Catalogs, Brochures,...)**
<http://www.siemens.com/industrial-controls/catalogs>
- Industry Mall (Online ordering system)**
<http://www.siemens.com/industrial-controls/mall>
- CAX-Online-Generator**
<http://www.siemens.com/cax>
- Service&Support (Manuals, Certificates, Characteristics, FAQs,...)**
<http://support.automation.siemens.com/WW/view/en/3RW3017-1BB14/all>
- Image database (product images, 2D dimension drawings, 3D models, device circuit diagrams, ...)**
http://www.automation.siemens.com/bilddb/cax_en.aspx?mlfb=3RW3017-1BB14





last change:

Mar 31, 2014