

Specification

Code:460-6095-1

Nominal Voltage	12V	
Nominal Capacity(20HR)	25.0AH	
Dimensions	Length	166±2mm (6.54 inches)
	Width	175±2mm (6.89 inches)
	Container Height	125±2mm (4.92 inches)
	Total Height (with Terminal)	125±2mm (4.92 inches)
	Approx Weight	Approx 7.2 kg (15.88lbs)
Terminal	T12-I	
Container Material	ABS	
Rated Capacity	25.0 AH/1.25A	(20hr , 1.80V/cell,25°C/77°F)
	23.4 AH/2.34A	(10hr, 1.80V/cell,25°C/77°F)
	21.5 AH/4.29A	(5hr, 1.75V/cell,25°C/77°F)
	19.3 AH/6.43A	(3hr, 1.75V/cell,25°C/77°F)
	15.9 AH/15.9A	(1hr, 1.60V/cell,25°C/77°F)
Max. Discharge Current	375A (5s)	
Internal Resistance	Approx 18mΩ	
Operating Temp. Range	Discharge : -15~50°C (5~122°F)	
	Charge : 0~40°C (32~104°F)	
	Storage : -15~40°C (5~104°F)	
Nominal Operating Temp. Range	25±3°C (77±5°F)	
Cycle Use	Initial Charging Current less than 7.5A.Voltage	
	14.4V~15.0V at 25°C(77°F)Temp. Coefficient -30mV/°C	
Standby Use	No limit on Initial Charging Current Voltage	
	13.5V~13.8V at 25°C(77°F)Temp. Coefficient -20mV/°C	
Capacity affected by Temperature	40°C (104°F)	103%
	25°C (77°F)	100%
	0°C (32°F)	86%
Self Discharge	CT series batteries may be stored for up to 6 months at 25°C(77°F) and then a freshening charge is required. For higher temperatures the time interval will be shorter.	



Applications

- ◆ Emergency backup power supply
- ◆ Emergency light
- ◆ Railway signal
- ◆ Aircraft signal
- ◆ Alarm and security system
- ◆ Electronic apparatus and equipment
- ◆ Communication power supply
- ◆ DC power supply
- ◆ Auto control system

Standards

- ◆ Compliance with IEC60896 standards, EU Battery Directive
- ◆ UL, CE
- ◆ IATF16949, ISO45001, ISO9001 and ISO14001 certified production facilities

Constant Current Discharge (Amperes) at 25°C (77°F)

F.V/Time	5min	10min	15min	20min	30min	45min	1h	2h	3h	4h	5h	6h	8h	10h	20h
1.85V/cell	48.0	36.9	30.6	26.4	20.4	15.0	12.7	7.50	5.86	4.77	3.89	3.37	2.72	2.27	1.24
1.80V/cell	64.4	47.1	36.9	31.2	24.1	17.5	14.2	8.18	6.31	5.09	4.17	3.62	2.89	2.34	1.25
1.75V/cell	72.7	51.8	40.3	33.6	25.0	18.2	14.8	8.49	6.43	5.21	4.29	3.72	2.94	2.41	1.26
1.70V/cell	80.0	56.4	43.1	35.3	26.1	18.9	15.3	8.70	6.61	5.35	4.39	3.79	2.98	2.46	1.28
1.67V/cell	88.2	60.9	45.8	37.5	27.4	19.3	15.7	8.82	6.89	5.53	4.52	3.88	3.03	2.51	1.30
1.60V/cell	97.3	66.1	48.9	39.9	29.0	20.2	15.9	9.20	7.10	5.70	4.66	3.96	3.06	2.53	1.31

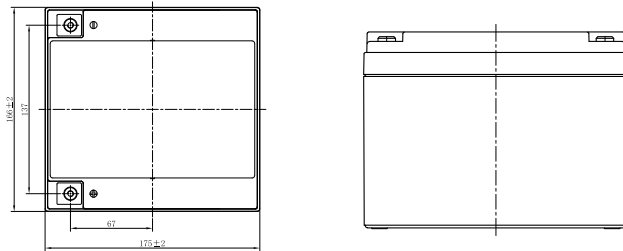
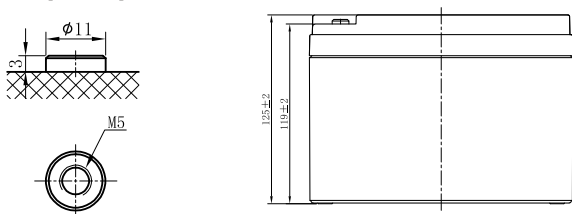
Constant Power Discharge (Watts/cell) at 25°C (77°F)

F.V/Time	5min	10min	15min	20min	30min	45min	1h	2h	3h	4h	5h	6h	8h	10h	20h
1.85V/cell	87.8	68.1	57.0	49.8	38.9	28.9	24.5	14.6	11.4	9.33	7.63	6.64	5.38	4.50	2.43
1.80V/cell	116.6	86.0	68.0	58.0	45.2	33.4	27.2	15.8	12.2	9.91	8.15	7.09	5.68	4.63	2.45
1.75V/cell	128.7	93.0	73.3	61.8	46.5	34.2	28.4	16.3	12.4	10.1	8.33	7.26	5.77	4.75	2.47
1.70V/cell	137.7	99.1	77.1	64.4	48.2	35.5	29.2	16.7	12.7	10.3	8.53	7.39	5.84	4.84	2.52
1.67V/cell	149.7	105.9	81.4	68.0	50.4	36.1	29.6	16.8	13.2	10.6	8.74	7.54	5.92	4.94	2.55
1.60V/cell	161.3	112.4	85.6	71.5	52.8	37.4	29.7	17.4	13.6	10.9	8.99	7.68	5.97	4.98	2.56

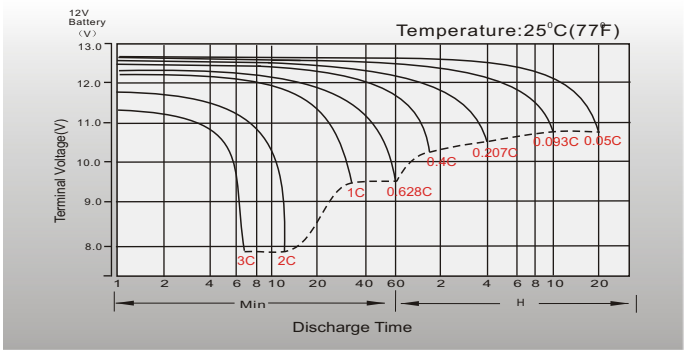
Dimensions

T12-I Terminal

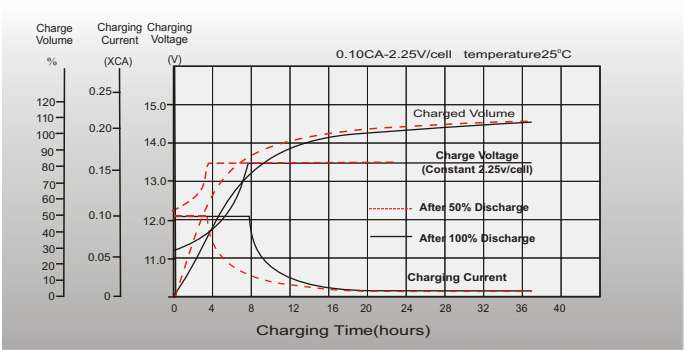
Unit: mm [inches]



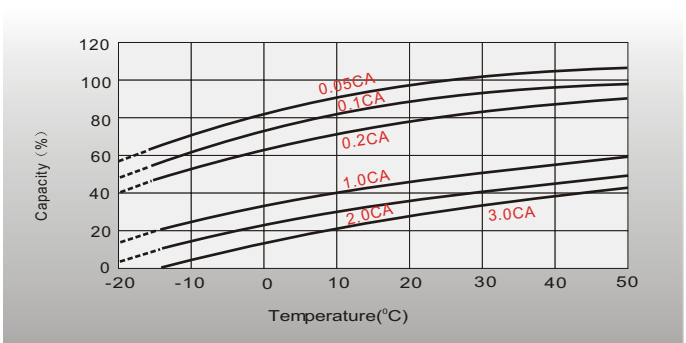
Discharge Characteristics



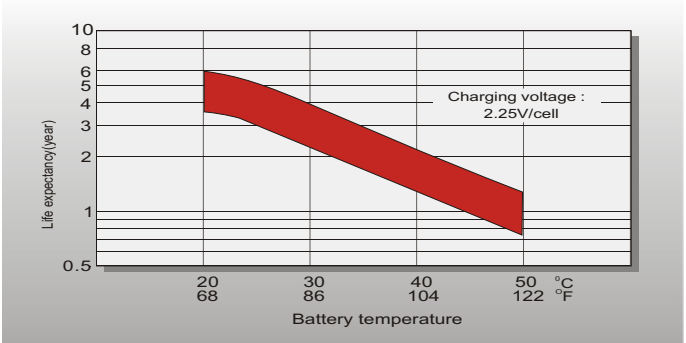
Float Charging Characteristics



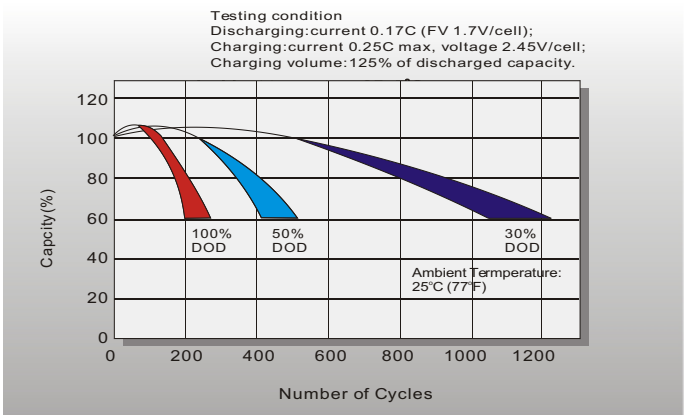
Temperature Effects in Relation to Battery Capacity



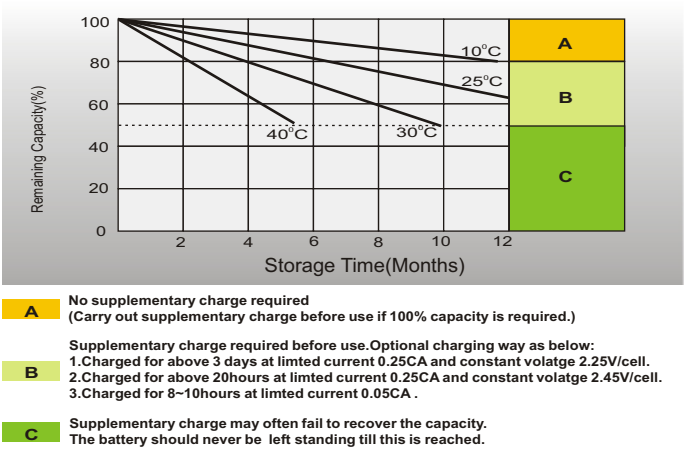
Effect of Temperature on Long Term Float Life



Cycle Life in Relation to Depth of Discharge



Self Discharge Characteristics



Sales Office

For more information and the contact details of the local suppliers, please visit CELLTECH-GROUP.COM

The data on this datasheet document are for information and descriptive purposes only and are not to make or imply any guarantee or warranty. No guarantee for zero failure status of given information inside this document. Please see/request detailed specification for finally valid data.