

Specification		Code:460-6083
Nominal Voltage	12V	
Nominal Capacity(20HR)	8.5AH	
Dimensions	Length	151 ± 2mm (5.94 inches)
	Width	65 ± 1mm (2.56 inches)
	Container Height	93.5 ± 1mm (3.68 inches)
	Total Height (with Terminal)	99.5 ± 1mm (3.92 inches)
Approx Weight	Approx 2.50 kg (5.51lbs)	
Terminal	T2	
Container Material	ABS	
Rated Capacity	8.50 AH/0.425A	(20hr, 1.80V/cell, 25°C/77°F)
	8.04 AH/0.804A	(10hr, 1.80V/cell, 25°C/77°F)
	7.50AH/1.50A	(5hr, 1.75V/cell, 25°C/77°F)
	7.02 AH/2.34A	(3hr, 1.75V/cell, 25°C/77°F)
	6.78 AH/6.39A	(1hr, 1.60V/cell, 25°C/77°F)
Max. Discharge Current	127.5A (5s)	
Internal Resistance	Approx 20mΩ	
Operating Temp. Range	Discharge : -15~50°C (5~122°F)	
	Charge : 0~40°C (32~104°F)	
	Storage : -15~40°C (5~104°F)	
Nominal Operating Temp. Range	25 ± 3°C (77 ± 5°F)	
Cycle Use	Initial Charging Current less than 2.55A. Voltage 14.4V~15.0V at 25°C(77°F)Temp. Coefficient -30mV/°C	
	Standby Use No limit on Initial Charging Current Voltage 13.5V~13.8V at 25°C(77°F)Temp. Coefficient -20mV/°C	
Capacity affected by Temperature	40°C (104°F)	103%
	25°C (77°F)	100%
	0°C (32°F)	86%
Self Discharge	CT series batteries may be stored for up to 6 months at 25°C(77°F) and then a freshening charge is required. For higher temperatures the time interval will be shorter.	



Applications

- ◆ Emergency backup power supply
- ◆ Emergency light
- ◆ Railway signal
- ◆ Aircraft signal
- ◆ Alarm and security system
- ◆ Electronic apparatus and equipment
- ◆ Communication power supply
- ◆ DC power supply
- ◆ Auto control system

Standards

- ◆ Compliance with IEC60896 standards, EU Battery Directive
- ◆ UL, CE
- ◆ IATF16949, ISO45001, ISO9001 and ISO14001 certified production facilities

Constant Current Discharge (Amperes) at 25°C (77°F)

F.V/Time	5min	10min	15min	20min	30min	45min	1h	2h	3h	4h	5h	6h	8h	10h	20h
1.85V/cell	31.6	21.7	16.5	13.4	9.86	7.13	5.77	3.21	2.26	1.76	1.47	1.23	0.970	0.793	0.420
1.80V/cell	33.9	23.0	17.4	14.0	10.2	7.32	5.91	3.27	2.31	1.79	1.49	1.26	0.984	0.804	0.425
1.75V/cell	35.7	23.8	17.9	14.3	10.4	7.48	6.04	3.34	2.34	1.81	1.50	1.27	0.995	0.812	0.429
1.70V/cell	37.5	24.8	18.6	14.7	10.7	7.65	6.15	3.38	2.37	1.84	1.52	1.28	1.01	0.820	0.433
1.67V/cell	38.7	25.5	19.0	15.0	10.8	7.77	6.25	3.42	2.39	1.86	1.53	1.29	1.01	0.826	0.436
1.60V/cell	41.1	26.6	19.6	15.5	11.2	7.96	6.39	3.49	2.45	1.89	1.57	1.31	1.03	0.837	0.441

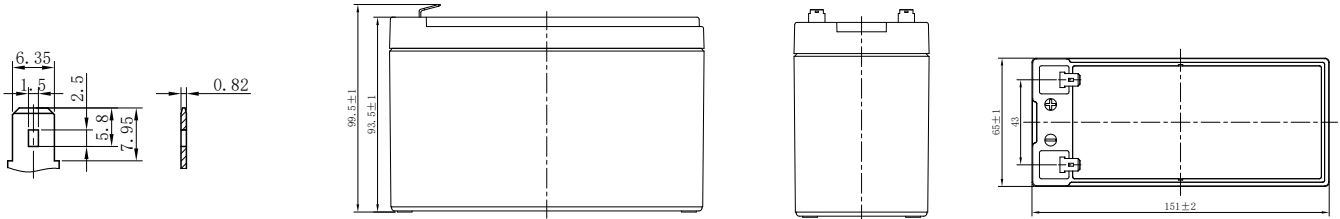
Constant Power Discharge (Watts/cell) at 25°C (77°F)

F.V/Time	5min	10min	15min	20min	30min	45min	1h	2h	3h	4h	5h	6h	8h	10h	20h
1.85V/cell	59.8	41.2	31.7	25.8	19.1	13.8	11.3	6.29	4.45	3.48	2.90	2.44	1.92	1.58	0.839
1.80V/cell	63.6	43.4	33.1	26.7	19.5	14.2	11.5	6.40	4.52	3.52	2.93	2.47	1.95	1.60	0.849
1.75V/cell	66.3	44.8	33.9	27.3	20.0	14.4	11.7	6.49	4.58	3.56	2.96	2.50	1.97	1.61	0.859
1.70V/cell	68.8	46.3	34.9	27.9	20.4	14.7	11.8	6.57	4.64	3.61	3.01	2.52	1.99	1.63	0.866
1.67V/cell	70.5	47.3	35.6	28.4	20.7	14.9	12.0	6.63	4.68	3.64	3.03	2.54	2.01	1.64	0.873
1.60V/cell	73.4	48.7	36.6	29.2	21.1	15.1	12.2	6.74	4.75	3.69	3.06	2.58	2.03	1.65	0.859

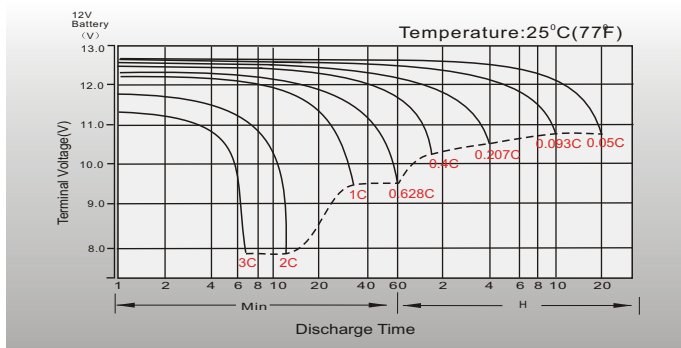
Dimensions

T2 Terminal

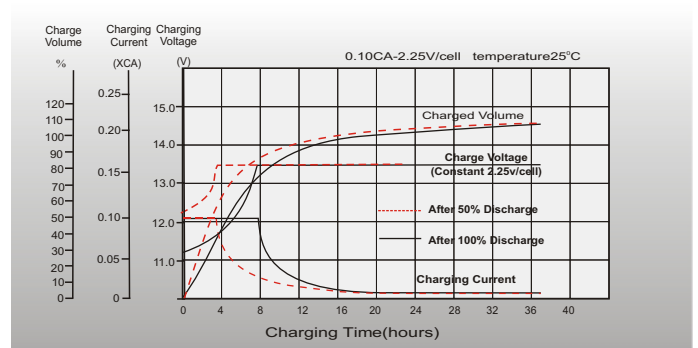
Unit: mm [inches]



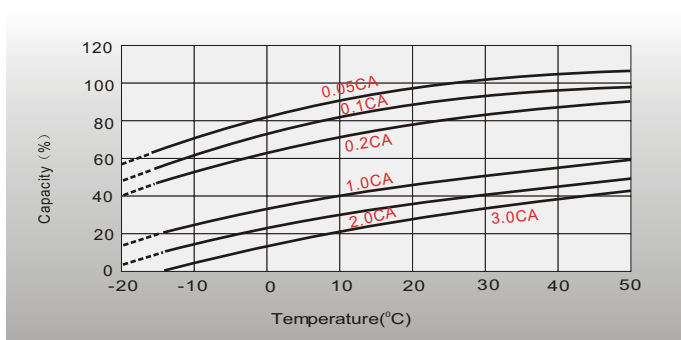
Discharge Characteristics



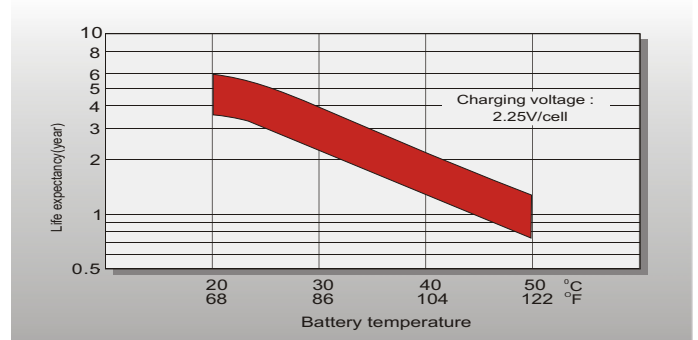
Float Charging Characteristics



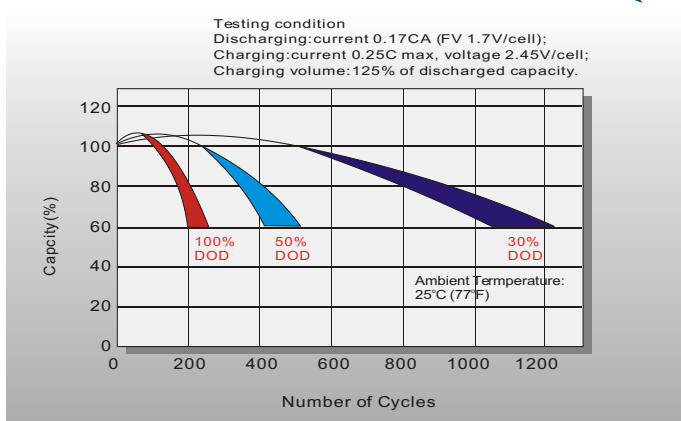
Temperature Effects in Relation to Battery Capacity



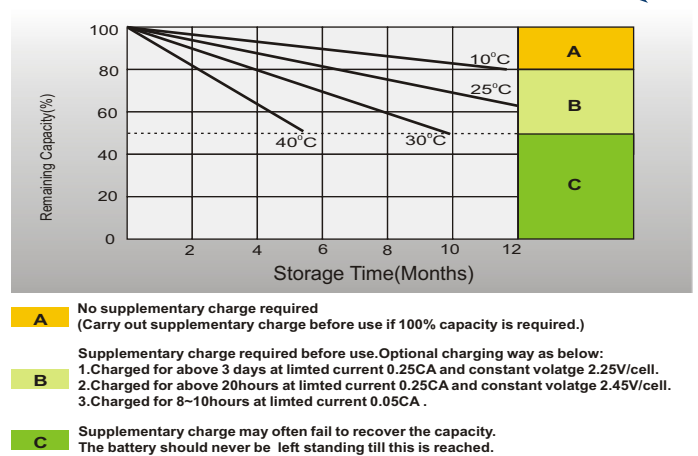
Effect of Temperature on Long Term Float Life



Cycle Life in Relation to Depth of Discharge



Self Discharge Characteristics



Sales Office

For more information and the contact details of the local suppliers, please visit CELLTECH-GROUP.COM

The data on this datasheet document are for information and descriptive purposes only and are not to make or imply any guarantee or warranty. No guarantee for zero failure status of given information inside this document. Please see/request detailed specification for finally valid data.