


Produktdatablad

Specifikationer



Harmony trykknaphoved i metal for LED med fjeder-retur og isætning af label under den blå trykflade

El-nr.:
7517803447

ZB4BA68

Vigtig meddelelse: A change in appearance may be noted on the product but does not affect its use in terms of function and safety. This makes it compatible with our Universal LED blocks
EAN-nr: 3389110887747

Egenskaber

| | |
|---------------------------------|---------------------------------------|
| Produktserie | Harmony XB4 |
| Produkttype | Hoved til lampetryk |
| Enhedsforkortelse | ZB4 |
| Produktet passer med | Universal LED |
| Materiale og farve på frontring | Forkromet metal |
| Hovedtype | Standard |
| Montagediameter | 22,5 mm |
| Mindst mulige salgsantal | 1 |
| Form på hoved | Rundt |
| Betjeningsprofil | fjeder-retur |
| Betjeningsprofil | Blå Plan, Uden mærkning |
| Yderligere egenskaber | For isætning af label under trykflade |
| Farve på trykflade eller linse | Blå |

Produktinformationer

| | |
|---|---|
| Bredde | 29 mm |
| Højde | 29 mm |
| Dybde | 30 mm |
| Vægt | 0,028 kg |
| Modstandsdygtighed overfor højtryksrensning | 7000000 Pa ved 55 °C, distance : 0.1 m |
| Mekanisk holdbarhed | 10000000 kredsløb |
| Kode for elektrisk sammensætning | M1 til <6 kontakter benytter enkelt blokke i Montering forfra med integreret LED M2 til <6 kontakter benytter enkelt og dobbelt blokke i Montering forfra med integreret LED M6 til <2 kontakter benytter enkelt blokke i Montering forfra med integreret LED og transformere M10 til <2 kontakter benytter enkelt blokke i Montering forfra med integreret LED C3 til <6 kontakter benytter enkelt blokke i Montering forfra C4 til <6 kontakter benytter enkelt og dobbelt blokke i Montering forfra C14 til <2 kontakter benytter enkelt blokke i Montering forfra |
| Konstruktion | Som løsdele |

Miljø

| | |
|------------------------|----|
| Beskyttelsesbehandling | TH |
|------------------------|----|

| | |
|-------------------------------------|--|
| Omgivelsestemperatur ved opbevaring | -40...70 °C |
| Omgivelsestemperatur under drift | -40...70 °C |
| Overspændingskategori | Klasse I conforming to IEC 60536 |
| IP kapslingsklasse | IP66 i henhold til IEC 60529 IP67 IP69 IP69K |
| NEMA kapslingsklasse | NEMA 13 NEMA 4X |
| IP kapslingsklasse | IK06 conforming to IEC 62262 |
| Standarder | UL 508 JIS C8201-5-1 IEC 60947-5-5 IEC 60947-5-4 CSA C22.2 No 14 IEC 60947-5-1 IEC 60947-1 JIS C8201-1 |
| Produktcertificeringer | BV CSA DNV LROS (Lloyds register of shipping) UL listet |
| Vibrationsmodstand | 5 gn (f= 2...500 Hz) conforming to IEC 60068-2-6 |
| Modstandsdygtighed overfor stød | 30 gn (varighed = 18 milisekund) til Halv sinusbølge acceleration i henhold til IEC 60068-2-27 50 gn (varighed = 11 milisekund) til Halv sinusbølge acceleration i henhold til IEC 60068-2-27 |

Forpakkingsinformation

| | |
|-------------------------|----------|
| Enhedstype af pakke 1 | PCE |
| Antal enheder i pakke 1 | 1 |
| Pakke 1 Højde | 9,2 cm |
| Pakke 1 Længde | 3,8 cm |
| Package 1 Length | 5,6 cm |
| Pakke 1 Vægt | 30 g |
| Enhedstype af pakke 2 | S03 |
| Antal enheder i pakke 2 | 150 |
| Pakke 2 Højde | 30 cm |
| Pakke 2 Bredde | 30 cm |
| Pakke 2 Længde | 40 cm |
| Pakke 2 Vægt | 5,019 kg |

Logistik informationer

| | |
|-----------------|----|
| Oprindelsesland | FR |
|-----------------|----|

Garanti

| | |
|---------|-----------|
| Garanti | 18 months |
|---------|-----------|

Environmental Data

Schneider Electric's mål er at opnå Net Zero-status i 2050 gennem partnerskaber med forsyningskæden, materialer med lavere påvirkning og cirkularitet via vores igangværende kampagne "Use Better, Use Longer, Use Again" for at forlænge produkternes levetid og genbrugelighed.

[Forklaring af Environmental Data](#) >

[Sådan vurderer vi produktets bæredygtighed](#) >

Miljøfodaftryk

CO2-belastning (kg CO2 eq.) 1

Miljøoplysning [Miljøprofil for produkt](#)

Use Better

Materialer og emballage

Pakke med genbrugspap Yes

Emballage uden plast No

[EU RoHS-direktivet](#) Proaktiv overensstemmelse (produkt ikke omfattet af EU RoHS)

Reach-forordning [REACH-erklæring](#)

Use Again

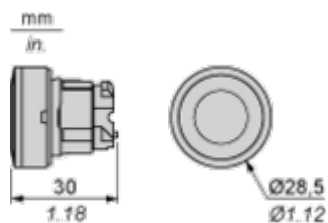
Ompakning og genfremstilling

Cirkularitetsprofil [Oplysninger om udtjent udstyr](#)

Returnering No

Dimensions Drawings

Dimensions



Mounting and Clearance

Panel Cut-out for Pushbuttons, Switches and Pilot Lights (Finished Holes, Ready for Installation)

| Connection by Screw Clamp Terminals or Plug-in Connectors or on Printed Circuit Board | Connection by Faston Connectors |
|---|--|
|  |  |
| <p>(1) Diameter on finished panel or support</p> <p>(2) 40 mm min. / 1.57 in. min.</p> <p>(3) 30 mm min. / 1.18 in. min.</p> <p>(4) $\varnothing 22.5 \text{ mm} / 0.89 \text{ in.}$ recommended ($\varnothing 22.3 \text{ mm} \begin{smallmatrix} +0.4 \\ 0 \end{smallmatrix} / 0.88 \text{ in.} \begin{smallmatrix} +0.016 \\ 0 \end{smallmatrix}$)</p> <p>(5) 45 mm min. / 1.78 in. min.</p> <p>(6) 32 mm min. / 1.26 in. min.</p> | |

Pushbuttons, Switches and Pilot Lights for Printed Circuit Board Connection

Panel Cut-outs (Viewed from Installer's Side)

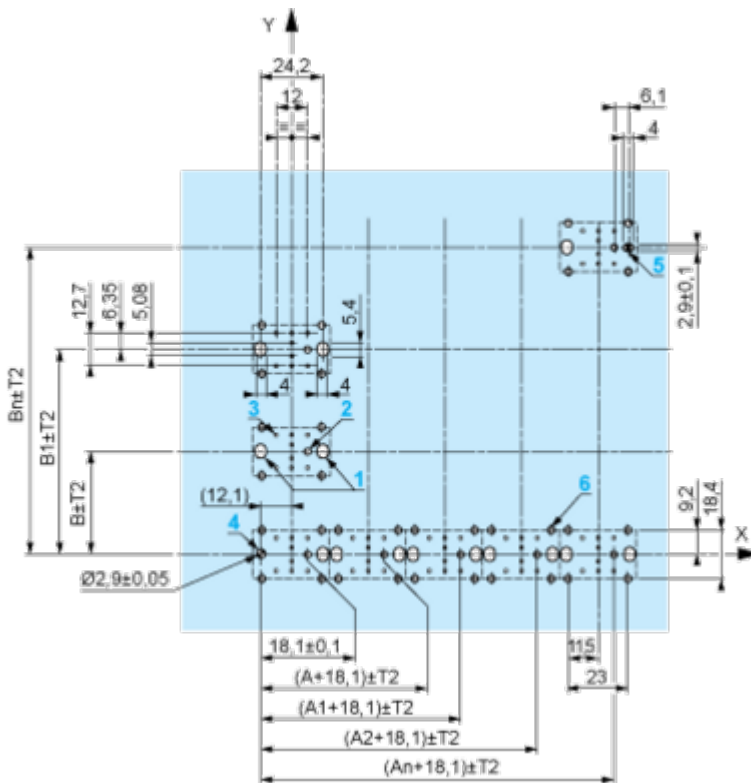


A: 30 mm min. / 1.18 in. min.

B: 40 mm min. / 1.57 in. min.

Printed Circuit Board Cut-outs (Viewed from Electrical Block Side)

Dimensions in mm



A: 30 mm min.

B: 40 mm min.

Dimensions in in.



A: 1.18 in. min.

B: 1.57 in. min.

General Tolerances of the Panel and Printed Circuit Board

The cumulative tolerance must not exceed 0.3 mm / 0.012 in: T1 + T2 = 0.3 mm max.

Installation Precautions

- Minimum thickness of circuit board: 1.6 mm / 0.06 in.
- Cut-out diameter: 22.4 mm ± 0.1 / 0.88 in. ± 0.004
- Orientation of body/fixing collar ZB4 BZ009: ± 2° 30' (excluding cut-outs marked a and b).
- Tightening torque of screws ZBZ 006: 0.6 N.m (5.3 lbf.in) max.
- Allow for one ZB4 BZ079 fixing collar/pillar and its fixing screws:
 - every 90 mm / 3.54 in. horizontally (X), and 120 mm / 4.72 in. vertically (Y).
 - with each selector switch head (ZB4 BD*, ZB4 BJ*, ZB4 BG*).

The fixing centers marked a and b are diagonally opposed and must align with those marked 4 and 5.



(1) Panel

(2) Printed circuit board

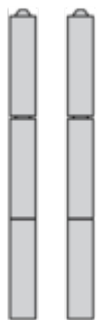
Mounting of Adapter (Socket) ZBZ 01•

- 1 2 elongated holes for ZBZ 006 screw access
- 2 1 hole \varnothing 2.4 mm \pm 0.05 / 0.09 in. \pm 0.002 for centring adapter ZBZ 01•
- 3 8 \times \varnothing 1.2 mm / 0.05 in. holes
- 4 1 hole \varnothing 2.9 mm \pm 0.05 / 0.11 in. \pm 0.002, for aligning the printed circuit board (with cut-out marked a)
- 5 1 elongated hole for aligning the printed circuit board (with cut-out marked b)
- 6 4 holes \varnothing 2.4 mm / 0.09 in. for clipping in adapter ZBZ 01•

Dimensions An + 18.1 relate to the \varnothing 2.4 mm \pm 0.05 / 0.09 in. \pm 0.002 holes for centring adapter ZBZ 01•.

Technical Description

Electrical Composition Corresponding to Code C3



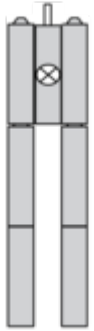
Electrical Composition Corresponding to Code C4



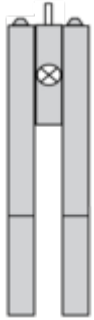
Electrical Composition Corresponding to Codes C14, SF2 and SR2



Electrical Composition Corresponding to Codes M1 and M7



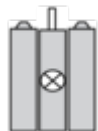
Electrical Composition Corresponding to Codes M2 and M8



Electrical Composition Corresponding to Codes M6 and P2



Electrical Composition Corresponding to Codes M5, M10, MF1, MR1 and MF2



Legend

Single contact



Double contact



Light block

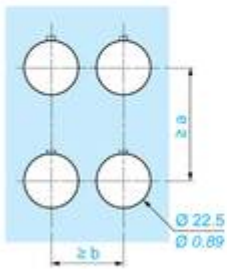
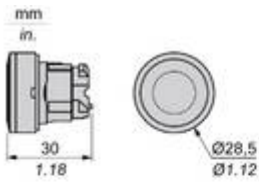


Possible location



Technical Illustration

Dimensions




| | | a (mm) | a (in.) | b (mm) | b (in.) |
|-----------|-----------|--------|---------|--------|---------|
| | | 40 | 1.57 | 30 | 1.18 |
| ZBE..... | ZBV..... | | | | |
| | | 45 | 1.77 | 32 | 1.26 |
| ZBE.....3 | ZBV.....3 | | | | |
| | | 40 | 1.57 | 30 | 1.18 |
| ZBE.....4 | ZBV.....4 | | | | |
| | | 50 | 1.97 | 30 | 1.18 |
| ZBE.....5 | ZBV.....5 | | | | |
| | | 40 | 1.57 | 30 | 1.18 |
| ZBE.....9 | ZBV.....9 | | | | |
| | | 40 | 1.57 | 30 | 1.18 |
| ZBRT• | ZBRV1 | | | | |

Offer Marketing Illustration

Product benefits / Features

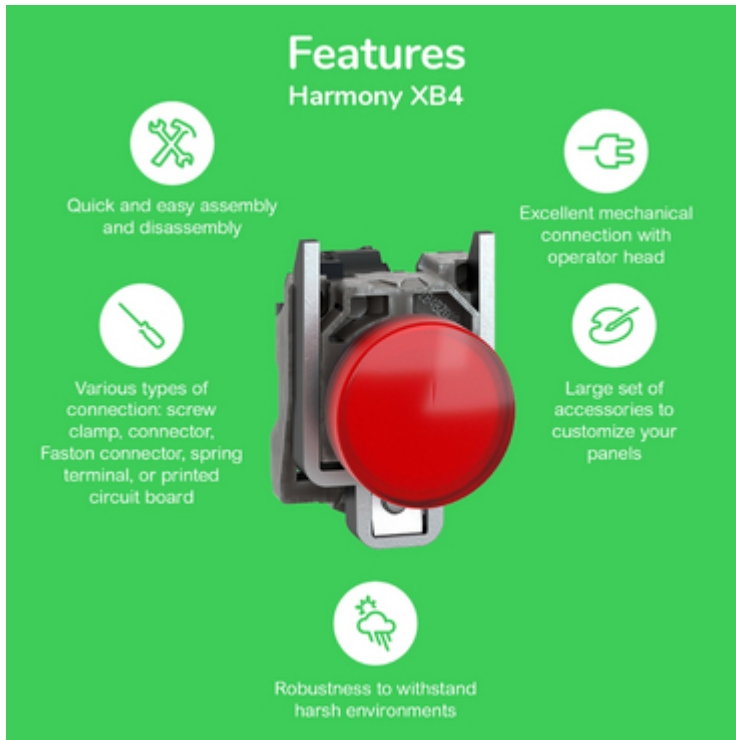
Technical Benefits

Harmony XB4



Offer Marketing Illustration

Product benefits / Features



The infographic features a central image of a red Schneider XB4 circuit breaker. It is surrounded by five circular icons, each with a corresponding text block describing a feature. The background is a solid green color.

Features Harmony XB4

- Quick and easy assembly and disassembly** (Icon: crossed wrench and screwdriver)
- Excellent mechanical connection with operator head** (Icon: hand holding a plug)
- Large set of accessories to customize your panels** (Icon: plug with a slash through it)
- Robustness to withstand harsh environments** (Icon: lightning bolt and rain cloud)
- Various types of connection: screw clamp, connector, Faston connector, spring terminal, or printed circuit board** (Icon: screwdriver)

Image of product / Alternate images

Alternative

