

Produktdatablad

Specifikationer



Modicon switchmode strømforsyning universal med 24 VDC 480 W-20 A udgang og 100-240 VAC 1-faset forsyning

El-nr.:

7563100356

ABL8RPM24200

EAN-nr: 3389119405638

Egenskaber

Produktserie	Modicon Power Supply
Produkttype	Strømforsyning
strømforsyningstype	Reguleret switch mode
Nominal input voltage	100...120 V AC enkel faset, terminal(er): "N-L1" 200...240 V AC fase til fase, terminal(er): "L1-L2"
mærkeeffekt i W	480 W
udgangsspænding	24 V DC
Strømforsyningens udgangsstrøm	20 A
midletidig strøm boost	1.5 x In (til 4 s)
anti-harmonic filter	Lav frekvens harmonic strøms

Produktinformationer

indgangsspændingsgrænser	85...132 V AC "170...264 V" AC
indkoblingsstrøm	30 A
Antal moduler á 18 mm	0,68 at 240 V AC 0,69 at 120 V AC
effektivitet	88 %
Output voltage adjustment	24...28.8 V justerbar
Effekttab i W	57,6 W
medfølgende udstyr	Strøm factor correctpå filter i henhold til IEC 61000-3-2
output beskyttelse type	Imod overbelastning, protection technology: manuel eller automatisk reset Imod overspænding, protection technology: 30...32 V, manual reset Imod kortslutninger, protection technology: manuel eller automatisk reset Imod underspænding, protection technology: udløser hvis U < 21.6 V Termisk, protection technology: automatisk reset
tilslutningsklemmer	Aftagelig skrue terminal: 2 x 2.5 mm ² , til diagnose relæ Skrue type terminaler: 3 x 0.5...3 x 4 mm ² , (AWG 22...AWG 12) til indgangsklemmer Skrue type terminaler: 1 x 0.5...1 x 4 mm ² , (AWG 22...AWG 12) til indgangs jordklemme Skrue type terminaler: 4 x 0.5...4 x 4 mm ² , (AWG 22...AWG 12) til udgangsklemmer
Statuslysdioder	1 LED (grøn og rød) output spænding 1 LED (grøn, rød og orange) output strøm
Dybde	145 mm
Højde	125 mm
bredde	146 mm
Vægt	1,6 kg

udgangskobling	Serier Parallel
Mærkning	CE
montagevejledning	35 x 7.5 mm symmetrisk DIN skinne 35 x 15 mm symmetrisk DIN skinne
Driftsstilling	Lodret
forsyning	"SELV" i henhold til IEC 60950-1 "SELV" i henhold til IEC 60204-1 "SELV" i henhold til IEC 60364-4-41
dielektrisk gennemslagsholdbarhed	2500 V med mellem input og jord insolering 3000 V med between input and output insolering 500 V med mellem output og jord insolering

Miljø

Standarder	CSA C22.2 No 60950-1 UL 508 "EN/IEC 62368-1"
productcertificeringer	CCSAus EAC KC RCM UL
Omgivelsesdata	EMC conforming to IEC 61000-6-1 EMC conforming to IEC 61000-6-3 EMC conforming to EN 55024 EMC conforming to IEC 61000-6-4 EMC conforming to "EN/IEC 61204-3" Sikkerhed conforming to IEC 60950-1 Sikkerhed conforming to "EN/IEC 61204-3"
driftshøjde	2000 m
IP kapslingsklasse	IP20 conforming to IEC 60529 IP10
ambient air temperature for operation	50...60 °C med reducereing mounting position A < 2000 m -25...50 °C uden tab mounting position A < 2000 m

Forpakkingsinformation

Enhedstype af pakke 1	PCE
Antal enheder i pakke 1	1
Pakke 1 Højde	20,000 cm
Pakke 1 Længde	18,500 cm
Package 1 Length	19,500 cm
Pakke 1 Vægt	2,811 kg
Enhedstype af pakke 2	P06
Antal enheder i pakke 2	36
Pakke 2 Højde	75,000 cm
Pakke 2 Bredde	60,000 cm
Pakke 2 Længde	80,000 cm
Pakke 2 Vægt	114,956 kg

Logistik informationer

Oprindelsesland	PH
-----------------	----

Garanti

Garanti

18 months

Schneider Electric's mål er at opnå Net Zero-status i 2050 gennem partnerskaber med forsyningskæden, materialer med lavere påvirkning og cirkularitet via vores igangværende kampagne "Use Better, Use Longer, Use Again" for at forlænge produkternes levetid og genbrugelighed.

[Forklaring af Environmental Data >](#)

[Sådan vurderer vi produktets bæredygtighed >](#)

Miljøfodaftryk

Miljøoplysning

[Miljøprofil for produkt](#)

Use Better

Materialer og emballage

Pakke med genbrugspap

No

Emballage uden plast

No

[EU RoHS-direktivet](#)

Proaktiv overensstemmelse (produkt ikke omfattet af EU RoHS)

SCIP-nummer

C433dc09-2f7b-4231-a331-94ae03569bc6

Reach-forordning

[REACH-erklæring](#)

PVC fri

Ja

Use Again

Ompakning og genfremstilling

Cirkularitetsprofil

[Oplysninger om udtjent udstyr](#)

Returnering

No

WEEE

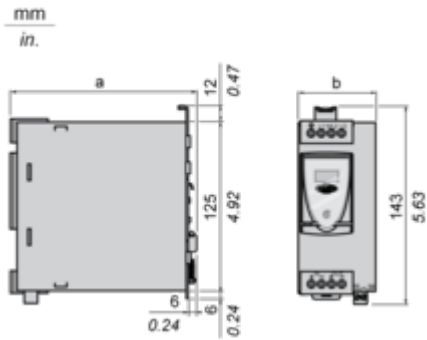


Produktet skal bortskaffes på EU's markeder efter en specifik affaldsindsamling og må aldrig ende i skraldespande

Dimensions Drawings

Regulated Switch Mode Power Supplies

Dimensions

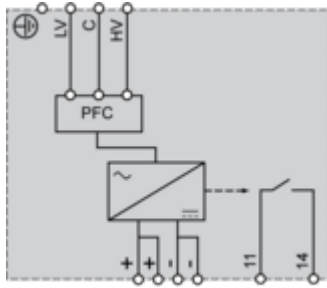


ABL 8	a in mm	a in in.	b in mm	b in in.
RPS24030	125	4.92	45	1.77
RPS24050	125	4.92	56	2.20
RPS24100	145	5.71	86	3.39
RPM24200	145	5.71	146	5.75
WPS24200	160	6.30	96	3.78
WPS24400	160	6.30	166	6.54

Connections and Schema

Regulated Switch Mode Power Supply

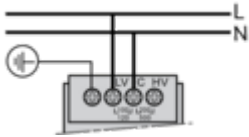
Internal Wiring Diagram



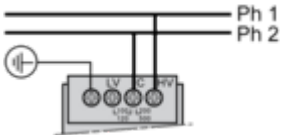
Regulated Switch Mode Power Supply

Line Supply Wiring Diagram

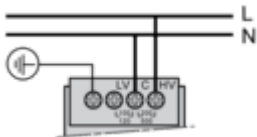
Single-phase (L-N) 100 to 120 V



Phase-to-phase (L1-L2) 200 to 500 V



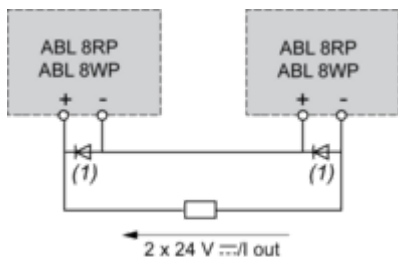
Single-phase (L-N) 200 to 500 V



Regulated Switch Mode Power Supplies

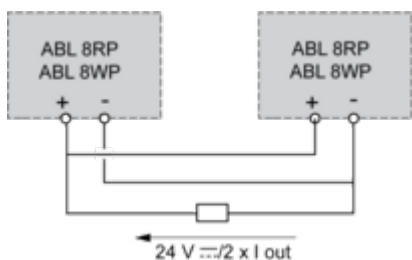
Series or Parallel Connection

Series Connection



(1) Two Schottky diodes I_{min} = power supply I_n and V_{min} = 50 V

Parallel Connection



Family	Series	Parallel
ABL 8RPS/8RPM/8WPS	2 products max. (1)	2 products max.

NOTE: Series or parallel connection is only recommended for products with identical references.

For better availability, the power supplies can also be connected in parallel using the **ABL8RED24400** Redundancy module.

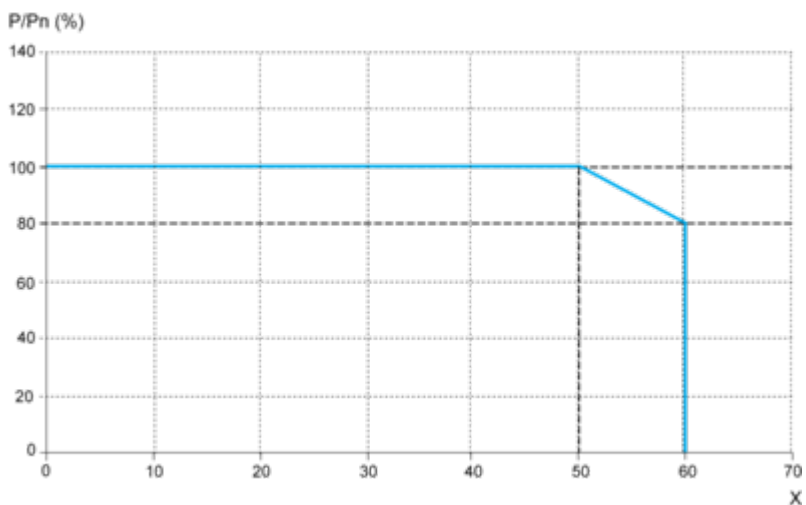
Performance Curves

Regulated Switch Mode Power Supplies

Derating

The ambient temperature is a determining factor that limits the power an electronic power supply can deliver continuously. If the temperature around the electronic components is too high, their life will be significantly reduced. The nominal ambient temperature for the Universal range of Phaseo power supplies is 50°C. Above this temperature, derating is necessary up to a maximum temperature of 60°C.

The graph below shows the power (in relation to the nominal power) that the power supply can deliver continuously, depending on the ambient temperature.



X Maximum operating temperature (°C)

ABL 8RPM, ABL 8RPS, ABL 8WPS mounted vertically

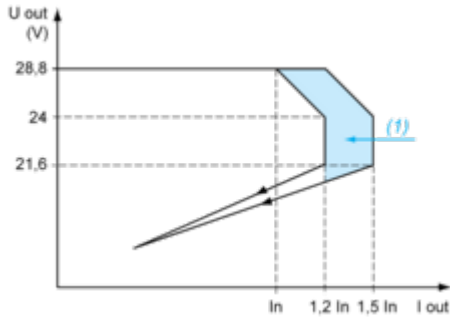
Derating should be considered in extreme operating conditions:

- Intensive operation (output current permanently close to the nominal current, combined with a high ambient temperature)
- Output voltage set above 24 Vdc (to compensate for line voltage drops, for example)
- Parallel connection to increase the total power

Regulated Switch Mode Power Supply

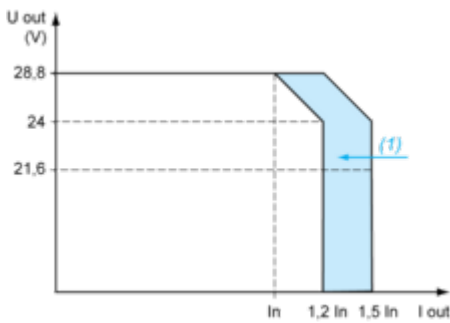
Load Limit

Manual Reset Protection Mode



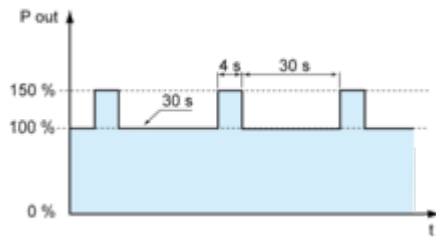
(1) Boost 4s

Automatic Reset Protection Mode



(1) Boost 4s

“Boost” Repeat Accuracy



This type of operation is described in detail in the user manual, which can be downloaded from the website.

Image of product / Alternate images

Alternative

