

Produktdatablad

Specifikationer



Harmony paddetrykshoved i metal med Ø40 mm padde i rød farve med fjeder-retur

El-nr.:
7517803586

ZB4BC4

EAN-nr: 3389110888454

Egenskaber

| | |
|---------------------------------|--------------------------------------|
| Produktserie | Harmony XB4 |
| Produkttype | Hoved til trykknop |
| Enhedsforkortelse | ZB4 |
| Materiale og farve på frontring | Forkromet metal |
| Montagediameter | 22 mm |
| Mindst mulige salgsantal | 1 |
| Hovedtype | Standard |
| Form på hoved | Rundt |
| Betjeningsprofil | fjeder-retur |
| Betjeningsprofil | Rød Paddetryk Ø 40 mm, Uden mærkning |
| Farve på trykflade eller linse | Rød |

Produktinformationer

| | |
|----------------------------------|---|
| Bredde | 40 mm |
| Højde | 40 mm |
| Dybde | 52 mm |
| Mekanisk holdbarhed | 5000000 kredsløb |
| Kode for elektrisk sammensætning | C1 til <9 kontakter benytter enkelt blokke i Montering forfra C2 til <9 kontakter benytter enkelt og dobbelt blokke i Montering forfra C11 til <3 kontakter benytter enkelt blokke i Montering forfra C15 til <1 kontakter benytter enkelt blokke i Montering forfra |
| Konstruktion | Som løsdele |

Miljø

| | |
|-------------------------------------|---|
| Beskyttelsesbehandling | TH |
| Omgivelsestemperatur ved opbevaring | -40...70 °C |
| Omgivelsestemperatur under drift | -40...70 °C |
| Overspændingskategori | Klasse I conforming to IEC 60536 |
| IP kapslingsklasse | IP66 i henhold til IEC 60529 IP69 IP69K |
| NEMA kapslingsklasse | NEMA 13 NEMA 4X |
| IP kapslingsklasse | IK06 conforming to IEC 50102 |

| | |
|--|--|
| Standarder | EN/IEC 60947-5-4 CSA C22.2 No 14 JIS C8201-5-1 UL 508 EN/IEC 60947-5-5 EN/IEC 60947-1 EN/IEC 60947-5-1 JIS C8201-1 |
| Produktcertificeringer | BV CSA DNV LROS (Lloyds register of shipping) UL listet |
| Vibrationsmodstand | 5 gn (f= 2...500 Hz) conforming to IEC 60068-2-6 |
| Modstandsdygtighed overfor stød | 30 gn (varighed = 18 milisekund) til Halv sinusbølge acceleration i henhold til IEC 60068-2-27 50 gn (varighed = 11 milisekund) til Halv sinusbølge acceleration i henhold til IEC 60068-2-27 |

Forpakkingsinformation

| | |
|--------------------------------|-----------|
| Enhedstype af pakke 1 | PCE |
| Antal enheder i pakke 1 | 1 |
| Pakke 1 Højde | 9,000 cm |
| Pakke 1 Længde | 4,400 cm |
| Package 1 Length | 5,400 cm |
| Pakke 1 Vægt | 77,000 g |
| Enhedstype af pakke 2 | S02 |
| Antal enheder i pakke 2 | 42 |
| Pakke 2 Højde | 15,000 cm |
| Pakke 2 Bredde | 30,000 cm |
| Pakke 2 Længde | 40,000 cm |
| Pakke 2 Vægt | 3,568 kg |
| Enhedstype af pakke 3 | P06 |
| Antal enheder i pakke 3 | 672 |
| Pakke 3 Højde | 75,000 cm |
| Pakke 3 Bredde | 60,000 cm |
| Pakke 3 Længde | 80,000 cm |
| Pakke 3 Vægt | 68,315 kg |

Logistik informationer

| | |
|------------------------|----|
| Oprindelsesland | CZ |
|------------------------|----|

Garanti

| | |
|----------------|-----------|
| Garanti | 18 months |
|----------------|-----------|

Environmental Data

Schneider Electric's mål er at opnå Net Zero-status i 2050 gennem partnerskaber med forsyningskæden, materialer med lavere påvirkning og cirkularitet via vores igangværende kampagne "Use Better, Use Longer, Use Again" for at forlænge produkternes levetid og genbrugelighed.

[Forklaring af Environmental Data](#) >

[Sådan vurderer vi produktets bæredygtighed](#) >

Miljøfodaftryk

CO2-belastning (kg CO2 eq.) 1

Miljøoplysning [Miljøprofil for produkt](#)

Use Better

Materialer og emballage

Pakke med genbrugspap Yes

Emballage uden plast Yes

[EU RoHS-direktivet](#) Proaktiv overensstemmelse (produkt ikke omfattet af EU RoHS)

Reach-forordning [REACH-erklæring](#)

Use Again

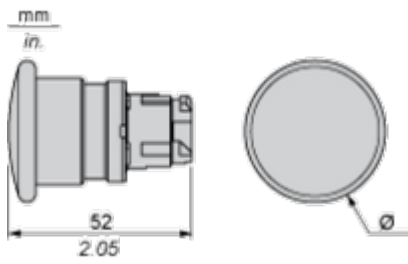
Ompakning og genfremstilling

Cirkularitetsprofil [Oplysninger om udtjent udstyr](#)

Returnering No

Dimensions Drawings


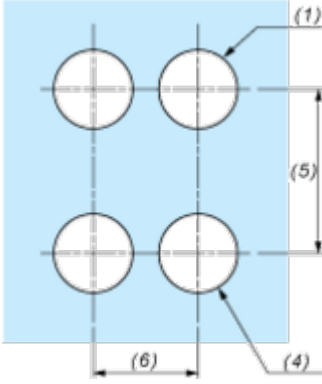
Dimensions



| | Ø in mm | Ø in in. |
|--------|---------|----------|
| ZB4BC• | 40 | 1.57 |
| ZB4BR• | 60 | 2.36 |

Mounting and Clearance

Panel Cut-out for Pushbuttons, Switches and Pilot Lights (Finished Holes, Ready for Installation)

| Connection by Screw Clamp Terminals or Plug-in Connectors or on Printed Circuit Board | Connection by Faston Connectors |
|---|--|
|  |  |
| <p>(1) Diameter on finished panel or support (2) 40 mm min. / 1.57 in. min. (3) 30 mm min. / 1.18 in. min. (4) $\varnothing 22.5 \text{ mm} / 0.89 \text{ in.}$ recommended ($\varnothing 22.3 \text{ mm} \begin{smallmatrix} +0.4 \\ 0 \end{smallmatrix} / 0.88 \text{ in.} \begin{smallmatrix} +0.016 \\ 0 \end{smallmatrix}$) (5) 45 mm min. / 1.78 in. min. (6) 32 mm min. / 1.26 in. min.</p> | |

Pushbuttons, Switches and Pilot Lights for Printed Circuit Board Connection

Panel Cut-outs (Viewed from Installer's Side)



A: 30 mm min. / 1.18 in. min.

B: 40 mm min. / 1.57 in. min.

Printed Circuit Board Cut-outs (Viewed from Electrical Block Side)

Dimensions in mm



A: 30 mm min.

B: 40 mm min.

Dimensions in in.



A: 1.18 in. min.

B: 1.57 in. min.

General Tolerances of the Panel and Printed Circuit Board

The cumulative tolerance must not exceed 0.3 mm / 0.012 in: T1 + T2 = 0.3 mm max.

Installation Precautions

- Minimum thickness of circuit board: 1.6 mm / 0.06 in.
- Cut-out diameter: 22.4 mm ± 0.1 / 0.88 in. ± 0.004
- Orientation of body/fixing collar ZB4 BZ009: ± 2° 30' (excluding cut-outs marked a and b).
- Tightening torque of screws ZBZ 006: 0.6 N.m (5.3 lbf.in) max.
- Allow for one ZB4 BZ079 fixing collar/pillar and its fixing screws:
 - every 90 mm / 3.54 in. horizontally (X), and 120 mm / 4.72 in. vertically (Y).
 - with each selector switch head (ZB4 BD*, ZB4 BJ*, ZB4 BG*).

The fixing centers marked a and b are diagonally opposed and must align with those marked 4 and 5.



(1) Panel

(2) Printed circuit board

Mounting of Adapter (Socket) ZBZ 01•

- 1 2 elongated holes for ZBZ 006 screw access
- 2 1 hole $\varnothing 2.4 \text{ mm} \pm 0.05 / 0.09 \text{ in.} \pm 0.002$ for centring adapter ZBZ 01•
- 3 $8 \times \varnothing 1.2 \text{ mm} / 0.05 \text{ in.}$ holes
- 4 1 hole $\varnothing 2.9 \text{ mm} \pm 0.05 / 0.11 \text{ in.} \pm 0.002$, for aligning the printed circuit board (with cut-out marked a)
- 5 1 elongated hole for aligning the printed circuit board (with cut-out marked b)
- 6 4 holes $\varnothing 2.4 \text{ mm} / 0.09 \text{ in.}$ for clipping in adapter ZBZ 01•

Dimensions An + 18.1 relate to the $\varnothing 2.4 \text{ mm} \pm 0.05 / 0.09 \text{ in.} \pm 0.002$ holes for centring adapter ZBZ 01•.

Technical Description

Electrical Composition Corresponding to Code C1



Electrical Composition Corresponding to Code C2



Electrical Composition Corresponding to Codes C9, C11, SF1 and SR1



Electrical Composition Corresponding to Code C15

1 N/O



1 N/C



1 N/O + N/C or 1 N/O + N/O or 1 N/C + N/C



Legend

Single contact



Double contact



Light block

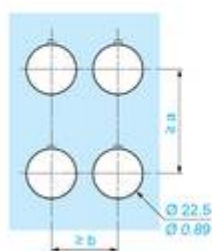
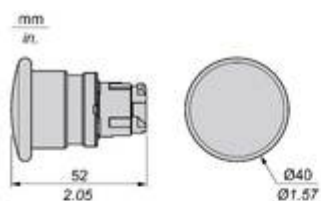


Possible location



Technical Illustration

Dimensions




| | | a (mm) | a (in.) | b (mm) | b (in.) |
|-----------|-----------|--------|---------|--------|---------|
| | | 40 | 1.57 | 30 | 1.18 |
| ZBE..... | ZBV..... | | | | |
| | | 45 | 1.77 | 32 | 1.26 |
| ZBE.....3 | ZBV.....3 | | | | |
| | | 40 | 1.57 | 30 | 1.18 |
| ZBE.....4 | ZBV.....4 | | | | |
| | | 50 | 1.97 | 30 | 1.18 |
| ZBE.....5 | ZBV.....5 | | | | |
| | | 40 | 1.57 | 30 | 1.18 |
| ZBE.....9 | ZBV.....9 | | | | |
| | | 40 | 1.57 | 30 | 1.18 |
| ZBRT• | ZBRV1 | | | | |

Offer Marketing Illustration

Product benefits / Features

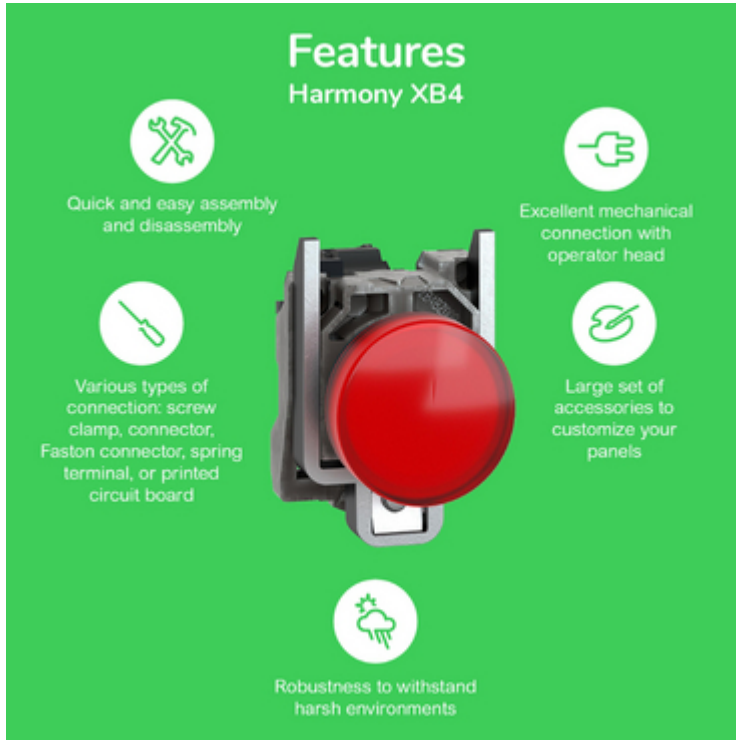
Technical Benefits

Harmony XB4



Offer Marketing Illustration

Product benefits / Features



The infographic features a central image of a red Schneider XB4 circuit breaker. It is surrounded by five circular icons, each with a corresponding text block describing a feature. The background is a solid green color.

Features Harmony XB4

- Quick and easy assembly and disassembly** (Icon: crossed wrench and screwdriver)
- Excellent mechanical connection with operator head** (Icon: hand holding a plug)
- Various types of connection: screw clamp, connector, Faston connector, spring terminal, or printed circuit board** (Icon: screwdriver)
- Large set of accessories to customize your panels** (Icon: plug with a slash through it)
- Robustness to withstand harsh environments** (Icon: lightning bolt and rain cloud)

Image of product / Alternate images

Alternative



