

Produktdatablad

Specifikationer



Harmony signallampehoved i plast for LED med linse i blå farve

El-nr.:

7517904809

ZB5AV063

Vigtig meddelelse: A change in appearance may be noted on the product but does not affect its use in terms of function and safety.

This makes it compatible with our Universal LED blocks

EAN-nr: 3389110908145

Egenskaber

| | |
|---------------------------------|-----------------------|
| Produktserie | Harmony XB5 |
| Produkttype | Hoved til signallampe |
| Produktet passer med | Universal LED |
| Enhedsforkortelse | ZB5 |
| Materiale og farve på frontring | Mørkegrå plast |
| Montagediameter | 22 mm |
| Hovedtype | Standard |
| Mindst mulige salgsantal | 1 |
| Form på hoved | Rundt |
| Farve på trykflade eller linse | Blå |
| Yderligere egenskaber | Med almindelig linse |

Produktinformationer

| | |
|----------------------------------|--|
| Bredde | 29 mm |
| Højde | 29 mm |
| Dybde | 31 mm |
| Vægt | 0,017 kg |
| Kanalnavn | XALD 1...5 montagehuller XALK 2...5 montagehuller |
| Kode for elektrisk sammensætning | P1 i Montering forfra med integreret LED P2 i Montering forfra med integreret LED og transformere PF1 i Montering forfra med integreret LED PR1 i Montering bagfra med integreret LED |
| Konstruktion | Som løse dele |

Miljø

| | |
|-------------------------------------|---|
| Beskyttelsesbehandling | TH |
| Omgivelsestemperatur ved opbevaring | -40...70 °C |
| Omgivelsestemperatur under drift | -40...70 °C |
| Overspændingskategori | Klasse II conforming to IEC 60536 |
| IP kapslingsklasse | IP66 i henhold til IEC 60529 IP67 i henhold til IEC 60529 IP69 i henhold til IEC 60529 IP69K i henhold til ISO 20653 |

| | |
|--|--|
| NEMA kapslingsklasse | NEMA 13 NEMA 4X |
| Modstandsdygtighed overfor højtryksrensning | 7000000 Pa ved 55 °C, distance : 0.1 m |
| IP kapslingsklasse | IK05 conforming to IEC 50102 |
| Standarder | UL 508 IEC 60947-5-5 CSA C22.2 No 14 IEC 60947-5-1 JIS C8201-5-1 IEC 60947-5-4 IEC 60947-1 JIS C8201-1 |
| Vibrationsmodstand | 5 gn (f= 2...500 Hz) conforming to IEC 60068-2-6 |
| Modstandsdygtighed overfor stød | 30 gn (varighed = 18 milisekund) til Halv sinusbølge acceleration i henhold til IEC 60068-2-27 50 gn (varighed = 11 milisekund) til Halv sinusbølge acceleration i henhold til IEC 60068-2-27 |

Forpakkingsinformation

| | |
|--------------------------------|-----------|
| Enhedstype af pakke 1 | PCE |
| Antal enheder i pakke 1 | 1 |
| Pakke 1 Højde | 4,500 cm |
| Pakke 1 Længde | 3,400 cm |
| Package 1 Length | 5,400 cm |
| Pakke 1 Vægt | 16,000 g |
| Enhedstype af pakke 2 | S03 |
| Antal enheder i pakke 2 | 300 |
| Pakke 2 Højde | 30,000 cm |
| Pakke 2 Bredde | 30,000 cm |
| Pakke 2 Længde | 40,000 cm |
| Pakke 2 Vægt | 5,304 kg |
| Enhedstype af pakke 3 | P06 |
| Antal enheder i pakke 3 | 2400 |
| Pakke 3 Højde | 75,000 cm |
| Pakke 3 Bredde | 60,000 cm |
| Pakke 3 Længde | 80,000 cm |
| Pakke 3 Vægt | 50,432 kg |

Logistik informationer

| | |
|------------------------|----|
| Oprindelsesland | FR |
|------------------------|----|

Garanti

| | |
|----------------|-----------|
| Garanti | 18 months |
|----------------|-----------|

Environmental Data

Schneider Electric's mål er at opnå Net Zero-status i 2050 gennem partnerskaber med forsyningskæden, materialer med lavere påvirkning og cirkularitet via vores igangværende kampagne "Use Better, Use Longer, Use Again" for at forlænge produkternes levetid og genbrugelighed.

[Forklaring af Environmental Data >](#)

[Sådan vurderer vi produktets bæredygtighed >](#)

Miljøfodaftryk

CO2-belastning (kg CO2 eq.)

1

Miljøoplysning

[Miljøprofil for produkt](#)

Use Better

Materialer og emballage

Pakke med genbrugspap

Yes

Emballage uden plast

Yes

[EU RoHS-direktivet](#)

Proaktiv overensstemmelse (produkt ikke omfattet af EU RoHS)

Reach-forordning

[REACH-erklæring](#)

Use Again

Ompakning og genfremstilling

Cirkularitetsprofil

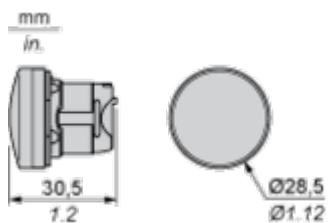
[Oplysninger om udtjent udstyr](#)

Returnering

No

Dimensions Drawings

Dimensions



Mounting and Clearance

Panel Cut-out for Pushbuttons, Switches and Pilot Lights (Finished Holes, Ready for Installation)

Connection by Screw Clamp Terminals or Plug-in Connectors or on Printed Circuit Board



- (1) Diameter on finished panel or support
- (2) For selector switches and Emergency stop buttons, use of an anti-rotation plate type ZB5AZ902 is recommended.
- (3) Ø22.5 mm recommended ($\text{Ø}22.3_0^{+0.4}$) / Ø0.89 in. recommended ($\text{Ø}0.88_0^{+0.016}$)

| Connections | a in mm | a in in. | b in mm | b in in. |
|---|---------|----------|---------|----------|
| By screw clamp terminals or plug-in connector | 40 | 1.57 | 30 | 1.18 |
| By Faston connectors | 45 | 1.77 | 32 | 1.26 |
| On printed circuit board | 30 | 1.18 | 30 | 1.18 |

Detail of Lug Recess



- (1) Diameter on finished panel or support
- (2) For selector switches and Emergency stop buttons, use of an anti-rotation plate type ZB5AZ902 is recommended.
- (3) Ø22.5 mm recommended ($\text{Ø}22.3_0^{+0.4}$) / Ø0.89 in. recommended ($\text{Ø}0.88_0^{+0.016}$)

- (1) Head ZB5AD•
- (2) Panel
- (2) Nut
- (4) Printed circuit board

Mounting of Adapter (Socket) ZBZ01•

- 1 2 elongated holes for ZBZ006 screw access
- 2 1 hole \varnothing 2.4 mm \pm 0.05 / 0.09 in. \pm 0.002 for centring adapter ZBZ01•
- 3 8 \times \varnothing 1.2 mm / 0.05 in. holes
- 4 1 hole \varnothing 2.9 mm \pm 0.05 / 0.11 in. \pm 0.002, for aligning the printed circuit board (with cut-out marked **a**)
- 5 1 elongated hole for aligning the printed circuit board (with cut-out marked **b**)
- 6 4 holes \varnothing 2.4 mm / 0.09 in. for clipping in adapter ZBZ01•

Dimensions An + 18.1 relate to the \varnothing 2.4 mm \pm 0.05 / 0.09 in. \pm 0.002 holes for centring adapter ZBZ01•.

Technical Description

Electrical Composition Corresponding to Codes P1, P3, PF1, PR1 and PF2

Light block



Electrical Composition Corresponding to Code P4



Legend

Single contact



Double contact



Light block

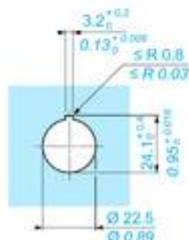
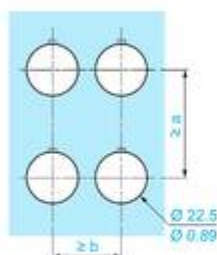
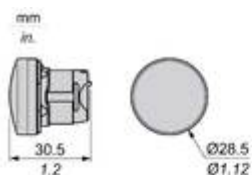


Possible location



Technical Illustration

Dimensions



| | | a (mm) | a (in.) | b (mm) | b (in.) |
|--|---------------------|--------|---------|--------|---------|
| | ZBE..... ZBV..... | 40 | 1.57 | 30 | 1.18 |
| | ZBE.....3 ZBV.....3 | 45 | 1.77 | 32 | 1.26 |
| | ZBE.....4 ZBV.....4 | 40 | 1.57 | 30 | 1.18 |
| | ZBE.....5 ZBV.....5 | 50 | 1.97 | 30 | 1.18 |
| | ZBE.....9 ZBV.....9 | 40 | 1.57 | 30 | 1.18 |
| | ZBRT... ZBRV1 | 40 | 1.57 | 30 | 1.18 |

Offer Marketing Illustration

Product benefits / Features

Features
Harmony XB4/XB5 Illuminated functions

NEW universal LED Block for all colors

Simple stock management

Improved installation time and easy selection

Improved color intensity and brightness

The image features a green background with the title 'Features' and subtitle 'Harmony XB4/XB5 Illuminated functions'. It displays four key benefits, each with a circular icon and a corresponding photograph of the product. The benefits are: 1) 'NEW universal LED Block for all colors' with a square icon containing a smaller square; 2) 'Simple stock management' with an icon of a person holding a clipboard; 3) 'Improved installation time and easy selection' with a circular arrow icon; and 4) 'Improved color intensity and brightness' with a sun icon. The product images show various colored buttons (green, red, yellow) and their internal LED components.

Offer Marketing Illustration

Product benefits / Features

Technical Benefits

Harmony XB5

Conformity with IEC, UL, CSA, CCC EAC, and JIS standards, as well as CE marking and marine approvals

Up to IP66, 67, 69, 69K, and type 4X protection ratings

High vibration resistance with shake-proof terminal screws



Operating temperature from -40°C to 70°C

Shock protection level up to IK06

Secure switching of inductive or heavy DC loads directly – 100 000 operations at 10A, 24V dc

Offer Marketing Illustration

Product benefits / Features

Features Harmony XB5



- 

Quick and easy assembly and disassembly
- 

Excellent mechanical connection with operator head
- 

Various types of connection: screw clamp, connector, Faston connector, spring terminal, or printed circuit board
- 

Robustness to withstand harsh environments
- 

Large set of accessories to customize your panels

Image of product / Alternate images

Alternative





