

# Produktdatablad

Specifikationer



## Harmony lampetrykhoved i metal for LED med fjeder-retur og plan trykflade i rød farve

El-nr.:

7517807281

ZB4BW343

**Vigtig meddelelse: A change in appearance may be noted on the product but does not affect its use in terms of function and safety. This makes it compatible with our Universal LED blocks**  
EAN-nr: 3389110889819

## Egenskaber

Produktserie	Harmony XB4
Produkttype	Hoved til lampetryk
Enhedsforkortelse	ZB4
Produktet passer med	Universal LED
Materiale og farve på frontring	Forkromet metal
Hovedtype	Standard
Montagediameter	22,5 mm
Mindst mulige salgsantal	1
Form på hoved	Rundt
Betjeningsprofil	fjeder-retur
Betjeningsprofil	Rød Plan, Uden mærkning
Yderligere egenskaber	Med almindelig linse
Farve på trykflade eller linse	Rød

## Produktinformationer

Bredde	29 mm
Højde	29 mm
Dybde	30 mm
Vægt	0,026 kg
Modstandsdygtighed overfor højtryksrensning	7000000 Pa ved 55 °C, distance : 0.1 m
Mekanisk holdbarhed	10000000 kredsløb
Kode for elektrisk sammensætning	M1 til <6 kontakter benytter enkelt blokke i Montering forfra med integreret LED M2 til <6 kontakter benytter enkelt og dobbelt blokke i Montering forfra med integreret LED M6 til <2 kontakter benytter enkelt blokke i Montering forfra med integreret LED og transformere M10 til <2 kontakter benytter enkelt blokke i Montering forfra med integreret LED
Konstruktion	Som hoved og krop

## Miljø

Beskyttelsesbehandling	TH
Omgivelsestemperatur ved opbevaring	-40...70 °C

<b>Omgivelsestemperatur under drift</b>	-40...70 °C
<b>Overspændingskategori</b>	Klasse I conforming to IEC 60536
<b>IP kapslingsklasse</b>	IP66 i henhold til IEC 60529 IP67 IP69 IP69K
<b>NEMA kapslingsklasse</b>	NEMA 13 NEMA 4X
<b>IP kapslingsklasse</b>	IK06 conforming to IEC 62262
<b>Standarder</b>	IEC 60947-5-5 CSA C22.2 No 14 IEC 60947-5-1 IEC 60947-1 IEC 60947-5-4 JIS C8201-5-1 UL 508 JIS C8201-1
<b>Produktcertificeringer</b>	CSA LROS (Lloyds register of shipping) BV UL listet DNV
<b>Vibrationsmodstand</b>	5 gn (f= 2...500 Hz) conforming to IEC 60068-2-6
<b>Modstandsdygtighed overfor stød</b>	30 gn (varighed = 18 milisekund) til Halv sinusbølge acceleration i henhold til IEC 60068-2-27 50 gn (varighed = 11 milisekund) til Halv sinusbølge acceleration i henhold til IEC 60068-2-27

## Forpakkingsinformation

<b>Enhedstype af pakke 1</b>	PCE
<b>Antal enheder i pakke 1</b>	1
<b>Pakke 1 Højde</b>	4,500 cm
<b>Pakke 1 Længde</b>	3,400 cm
<b>Package 1 Length</b>	5,400 cm
<b>Pakke 1 Vægt</b>	27,000 g
<b>Enhedstype af pakke 2</b>	S03
<b>Antal enheder i pakke 2</b>	300
<b>Pakke 2 Højde</b>	30,000 cm
<b>Pakke 2 Bredde</b>	30,000 cm
<b>Pakke 2 Længde</b>	40,000 cm
<b>Pakke 2 Vægt</b>	8,432 kg
<b>Enhedstype af pakke 3</b>	P06
<b>Antal enheder i pakke 3</b>	2400
<b>Pakke 3 Højde</b>	75,000 cm
<b>Pakke 3 Bredde</b>	60,000 cm
<b>Pakke 3 Længde</b>	80,000 cm
<b>Pakke 3 Vægt</b>	75,456 kg

## Logistik informationer

<b>Oprindelsesland</b>	FR
------------------------	----

# Garanti

---

Garanti

18 months

## Environmental Data

Schneider Electric's mål er at opnå Net Zero-status i 2050 gennem partnerskaber med forsyningskæden, materialer med lavere påvirkning og cirkularitet via vores igangværende kampagne "Use Better, Use Longer, Use Again" for at forlænge produkternes levetid og genbrugelighed.

[Forklaring af Environmental Data >](#)

[Sådan vurderer vi produktets bæredygtighed >](#)

### Miljøaftryk

CO2-belastning (kg CO2 eq.) 1

Miljøoplysning [Miljøprofil for produkt](#)

### Use Better

#### Materialer og emballage

Pakke med genbrugspap Yes

Emballage uden plast Yes

[EU RoHS-direktivet](#) Proaktiv overensstemmelse (produkt ikke omfattet af EU RoHS)

Reach-forordning [REACH-erklæring](#)

### Use Again

#### Ompakning og genfremstilling

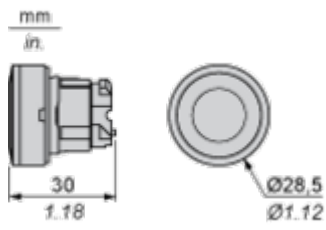
Cirkularitetsprofil [Oplysninger om udtjent udstyr](#)

Returnering No

Dimensions Drawings

Dimensions

---



Mounting and Clearance

Panel Cut-out for Pushbuttons, Switches and Pilot Lights (Finished Holes, Ready for Installation)

Connection by Screw Clamp Terminals or Plug-in Connectors or on Printed Circuit Board	Connection by Faston Connectors
	
<p>(1) Diameter on finished panel or support                  (2) 40 mm min. / 1.57 in. min.                  (3) 30 mm min. / 1.18 in. min.                  (4) <math>\varnothing 22.5 \text{ mm} / 0.89 \text{ in.}</math> recommended (<math>\varnothing 22.3 \text{ mm}_0^{+0.4} / 0.88 \text{ in.}_0^{+0.016}</math>)                  (5) 45 mm min. / 1.78 in. min.                  (6) 32 mm min. / 1.26 in. min.</p>	





A: 1.18 in. min.  
 B: 1.57 in. min.

**General Tolerances of the Panel and Printed Circuit Board**

The cumulative tolerance must not exceed 0.3 mm / 0.012 in: T1 + T2 = 0.3 mm max.

**Installation Precautions**

- Minimum thickness of circuit board: 1.6 mm / 0.06 in.
- Cut-out diameter: 22.4 mm ± 0.1 / 0.88 in. ± 0.004
- Orientation of body/fixing collar ZB4 BZ009: ± 2° 30' (excluding cut-outs marked a and b).
- Tightening torque of screws ZBZ 006: 0.6 N.m (5.3 lbf.in) max.
- Allow for one ZB4 BZ079 fixing collar/pillar and its fixing screws:
  - every 90 mm / 3.54 in. horizontally (X), and 120 mm / 4.72 in. vertically (Y).
  - with each selector switch head (ZB4 BD\*, ZB4 BJ\*, ZB4 BG\*).

The fixing centers marked a and b are diagonally opposed and must align with those marked 4 and 5.



(1) Panel

(2) Printed circuit board

**Mounting of Adapter (Socket) ZBZ 01•**

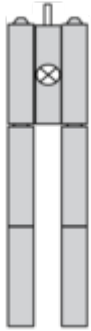
- 1 2 elongated holes for ZBZ 006 screw access
- 2 1 hole  $\varnothing$  2.4 mm  $\pm$  0.05 / 0.09 in.  $\pm$  0.002 for centring adapter ZBZ 01•
- 3 8  $\times$   $\varnothing$  1.2 mm / 0.05 in. holes
- 4 1 hole  $\varnothing$  2.9 mm  $\pm$  0.05 / 0.11 in.  $\pm$  0.002, for aligning the printed circuit board (with cut-out marked a)
- 5 1 elongated hole for aligning the printed circuit board (with cut-out marked b)
- 6 4 holes  $\varnothing$  2.4 mm / 0.09 in. for clipping in adapter ZBZ 01•

Dimensions An + 18.1 relate to the  $\varnothing$  2.4 mm  $\pm$  0.05 / 0.09 in.  $\pm$  0.002 holes for centring adapter ZBZ 01•.

Technical Description

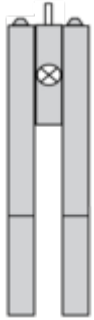
Electrical Composition Corresponding to Codes M1 and M7

---



Electrical Composition Corresponding to Codes M2 and M8

---



Electrical Composition Corresponding to Codes M6 and P2

---



Electrical Composition Corresponding to Codes M5, M10, MF1, MR1 and MF2



**Legend**

---

Single contact



Double contact



Light block

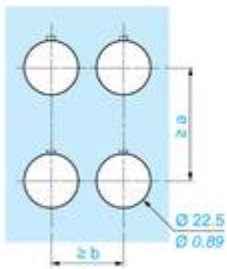
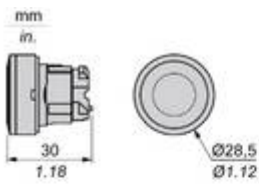


Possible location



Technical Illustration

Dimensions



		a (mm)	a (in.)	b (mm)	b (in.)
		40	1.57	30	1.18
ZBE.....	ZBV.....				
		45	1.77	32	1.26
ZBE.....3	ZBV.....3				
		40	1.57	30	1.18
ZBE.....4	ZBV.....4				
		50	1.97	30	1.18
ZBE.....5	ZBV.....5				
		40	1.57	30	1.18
ZBE.....9	ZBV.....9				
		40	1.57	30	1.18
ZBRT•	ZBRV1				

Offer Marketing Illustration

Product benefits / Features

---

**Features**  
Harmony XB4/XB5 Illuminated functions

NEW universal LED Block for all colors

Simple stock management

Improved installation time and easy selection

Improved color intensity and brightness

The image features a green background with the title 'Features' and subtitle 'Harmony XB4/XB5 Illuminated functions'. It displays four key benefits, each with a circular icon and a corresponding photograph of the product. The benefits are: 1) 'NEW universal LED Block for all colors' with a square icon; 2) 'Simple stock management' with a person icon; 3) 'Improved installation time and easy selection' with a plug icon; and 4) 'Improved color intensity and brightness' with a sun icon. The product images show various colored buttons (green, red, yellow) and their internal LED components.


Offer Marketing Illustration

Product benefits / Features

---

## Technical Benefits

### Harmony XB4



Offer Marketing Illustration

Product benefits / Features

---

**Features**  
Harmony XB4






-  Quick and easy assembly and disassembly
-  Excellent mechanical connection with operator head
-  Various types of connection: screw clamp, connector, Faston connector, spring terminal, or printed circuit board
-  Large set of accessories to customize your panels
-  Robustness to withstand harsh environments

Image of product / Alternate images

Alternative

---

