

PHILIPS

MYCREATION



Essential

The remarkable and truly circular lighting solution
Where customizable design meets functionality



Essential

With a wide range of color and textures, it seamlessly blends into any decor, while providing functional lighting that meets office lighting requirements.

The Essential can be connected to other systems to create a smart office lighting solution with integrated sensors to avoid a 'sensor acne' in your beautifully designed ceilings.

The Essential is available in 3 sizes and can be mounted in 3 different ways, the Essential provides you with numerous design options to meet your needs.


The Essential is offered with false ceiling solution which provides a perfect rimless ceiling integration without compromising on lighting performance.

And, it's made from recycled materials, 3D printed carbon neutral, making it a conscious choice for those looking to contribute to a circular economy.

Choose this lighting solution without compromising on style, performance, functionality, or sustainability.


Shade Colors

Housing



WH401 Satin White GR402 Satin Grey BK402 Satin Black BS410 Satin Brass BZ410 Satin Bronze BR401 Satin Cappuccino

Outer shade (transparent)



T404 - Dunes T432 - Crease T204 - Brushes T102 - Layered



T304 - Frost T430 - Quilt T305 - Triangles

Project notes

CUSTOMER

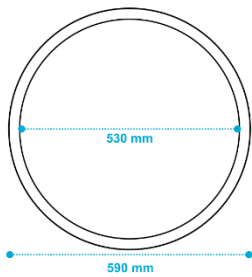
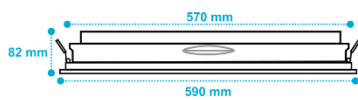
PROJECT

DATE

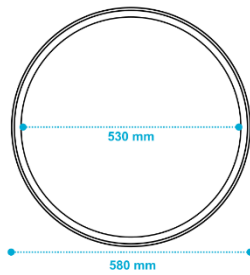


Large size

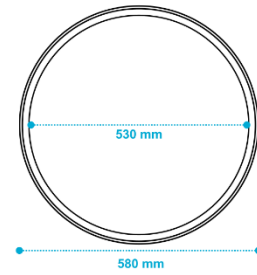
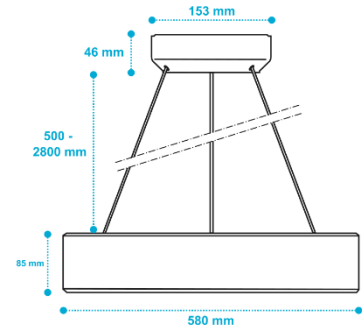
Recessed (R)



Surface mounted (S)



Pendant (P)

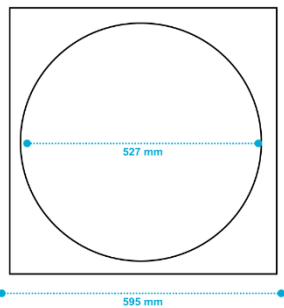
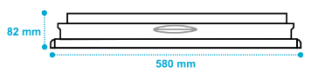


Recessed False Ceiling VPC (RF)

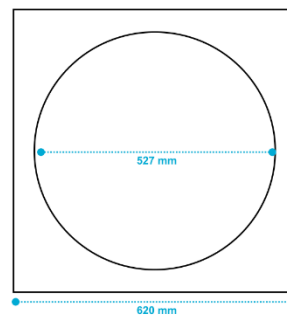

VPC: Visible Profile Ceiling



Recessed (RF) VPC: 600*600mm



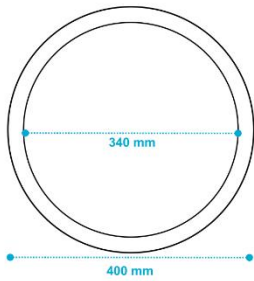
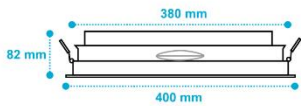
Recessed (RF) VPC: 625*625mm



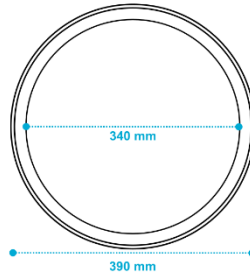
Medium size



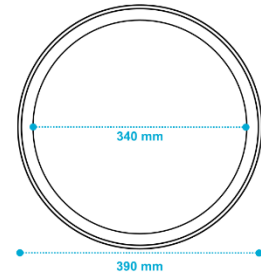
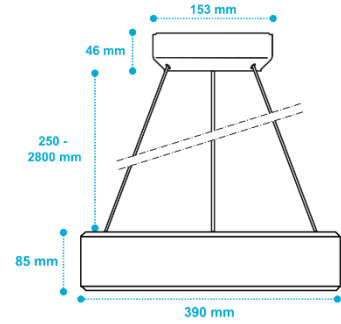
Recessed (R)



Surface mounted (S)



Pendant (P)

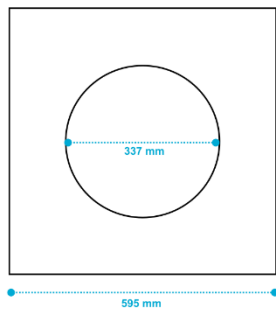
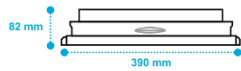


Recessed False Ceiling VPC (RF)

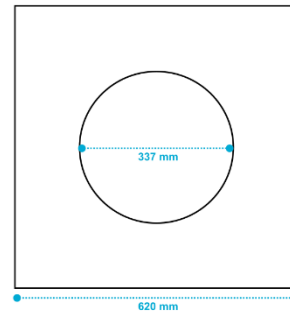
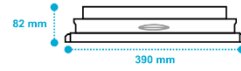
VPC: Visible Profile Ceiling



Recessed (RF) VPC: 600*600mm



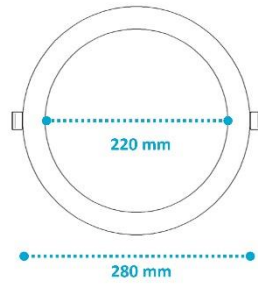
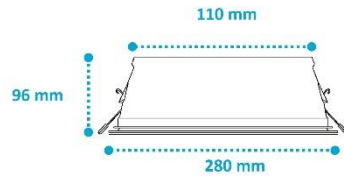
Recessed (RF) VPC: 625*625mm



Small size



Recessed (R)



Electrical

Large Size

TYPE	46S 930/940 PSU/DIA/IA4/IA5	50S 930/940 PSU/DIA/IA4/IA5	70S 930/940 PSU/DIA/IA4/IA5	80S 930/940 PSU/DIA/IA4/IA5
OPTICS	OC (UGR19)	PCO	MXO (UGR22)	PCO
INPUT WATTAGE	34,5 W	34,5 W	53,2 W	53,2 W
SYSTEM OUTPUT	4600 lm	5000 lm	7000 lm	8000 lm
INPUT VOLTAGE	220-240vac			
FREQUENCY	50-60Hz			
POWER FACTOR	>0,9			
CONTROL	PSU: NON DIMMING DIA: DALI INTERACT WIRED IA4/IA5: INTERACT WITH INTEGRATED SENSOR			

Medium Size

TYPE	19S 930/940 PSU/DIA/WIA/IA4/IA5	30S 930/940 PSU/DIA/WIA/IA4/IA5	34S 930/940 PSU/DIA/WIA/IA4/IA5	42S 930/940 PSU/DIA/WIA/IA4/IA5	48S 930/940 PSU/DIA/WIA/IA4/IA5
OPTICS	OC (UGR19)	MXO (UGR22)	PCO	MXO (UGR22)	PCO
INPUT WATTAGE	15,4 W	23,5 W	23,3 W	33,6 W	33,6 W
SYSTEM OUTPUT	1900 lm	3000 lm	3400 lm	4200 lm	4800 lm
INPUT VOLTAGE	220-240vac				
FREQUENCY	50-60Hz				
POWER FACTOR	>0,9				
CONTROL	PSU: NON DIMMING DIA: DALI INTERACT WIRED WIA: INTERACT WIRELESS IA4/IA5: INTERACT WITH INTEGRATED SENSOR				

Small Size

TYPE	9S 930/940 PSU/DIA/WIA/IA4/IA5	18S 930/940 PSU/DIA/WIA/IA4/IA5	20S 930/940 PSU/DIA/WIA/IA4/IA5	30S 930/940 PSU/DIA/WIA/IA4/IA5	40S 930/940 PSU/DIA/WIA/IA4/IA5
OPTICS	OC (UGR19)	MXO (UGR22)	PCO	PCO	PCO
INPUT WATTAGE	7,9 W	15,6 W	15,6 W	26,9 W	31,1 W
SYSTEM OUTPUT	900 lm	1800 lm	2000 lm	3000 lm	4000 lm
INPUT VOLTAGE	220-240vac				
FREQUENCY	50-60Hz				
POWER FACTOR	>0,9				
CONTROL	PSU: NON DIMMING DIA: DALI INTERACT WIRED WIA: INTERACT WIRELESS IA4/IA5: INTERACT WITH INTEGRATED SENSOR				

Optical

DESCRIPTION	LED MODULE
CCT	CRI90+, 3000K CRI90+, 4000K
BINNING	930: SDCM<3 940: SDCM<3
LIFETIME	100,000hrs to L80 @ 25°C Ta

Operational & Certifications

PROTECTION CLASS	IP20 / IK04 ELECTRICAL CLASS II
AMBIENT RANGE	+10°C to +35°C
CERTIFICATIONS	CE, RoHS
GLOW WIRE TEST	650°C
WARRANTY	5 YEARS

Power Lumen table for Essential

SIZE	Mounting	Optical Cover	CCT	Lumen pack	Driver Variant	Power consumption	Luminous Flux	Lumen Efficiency
L	S	OC	930	46S	PSU	34,5	4416	128
L	S	OC	940	46S	PSU	34,5	4600	133
L	S	PCO	930	50S	PSU	34,5	5029	146
L	S	PCO	940	50S	PSU	34,5	5239	152
L	S	OC	930	46S	DIA	34,5	4416	128
L	S	OC	940	46S	DIA	34,5	4600	133
L	S	PCO	930	50S	DIA	34,5	5029	146
L	S	PCO	940	50S	DIA	34,5	5239	152
L	S	OC	930	46S	IA4	34,5	4416	128
L	S	OC	940	46S	IA4	34,5	4600	133
L	S	PCO	930	50S	IA4	34,5	5029	146
L	S	PCO	940	50S	IA4	34,5	5239	152
L	S	OC	930	46S	IA5	34,5	4416	128
L	S	OC	940	46S	IA5	34,5	4600	133
L	S	PCO	930	50S	IA5	34,5	5029	146
L	S	PCO	940	50S	IA5	34,5	5239	152
L	P	OC	930	46S	PSU	34,5	4416	128
L	P	OC	940	46S	PSU	34,5	4600	133
L	P	MXO	930	70S	PSU	53,2	6678	126
L	P	MXO	940	70S	PSU	53,2	6956	131
L	P	PCO	930	80S	PSU	53,2	7756	146
L	P	PCO	940	80S	PSU	53,2	8079	152
L	P	OC	930	46S	DIA	34,5	4416	128
L	P	OC	940	46S	DIA	34,5	4600	133
L	P	MXO	930	70S	DIA	53,2	6678	126
L	P	MXO	940	70S	DIA	53,2	6956	131
L	P	PCO	930	80S	DIA	53,2	7756	146
L	P	PCO	940	80S	DIA	53,2	8079	152
L	P	OC	930	46S	IA4	34,5	4416	128
L	P	OC	940	46S	IA4	34,5	4600	133
L	P	MXO	930	70S	IA4	53,2	6678	126
L	P	MXO	940	70S	IA4	53,2	6956	131
L	P	PCO	930	80S	IA4	53,2	7756	146
L	P	PCO	940	80S	IA4	53,2	8079	152
L	P	OC	930	46S	IA5	34,5	4416	128
L	P	OC	940	46S	IA5	34,5	4600	133
L	P	MXO	930	70S	IA5	53,2	6678	126
L	P	MXO	940	70S	IA5	53,2	6956	131
L	P	PCO	930	80S	IA5	53,2	7756	146
L	P	PCO	940	80S	IA5	53,2	8079	152
L	R/RF	OC	930	46S	PSU	34,5	4416	128
L	R/RF	OC	940	46S	PSU	34,5	4600	133
L	R/RF	MXO	930	70S	PSU	53,2	6678	126
L	R/RF	MXO	940	70S	PSU	53,2	6956	131
L	R/RF	PCO	930	80S	PSU	53,2	7756	146
L	R/RF	PCO	940	80S	PSU	53,2	8079	152
L	R/RF	OC	930	46S	DIA	34,5	4416	128
L	R/RF	OC	940	46S	DIA	34,5	4600	133
L	R/RF	MXO	930	70S	DIA	53,2	6678	126
L	R/RF	MXO	940	70S	DIA	53,2	6956	131
L	R/RF	PCO	930	80S	DIA	53,2	7756	146
L	R/RF	PCO	940	80S	DIA	53,2	8079	152
L	R/RF	OC	930	46S	IA4	34,5	4416	128
L	R/RF	OC	940	46S	IA4	34,5	4600	133
L	R/RF	MXO	930	70S	IA4	53,2	6678	126
L	R/RF	MXO	940	70S	IA4	53,2	6956	131
L	R/RF	PCO	930	80S	IA4	53,2	7756	146
L	R/RF	PCO	940	80S	IA4	53,2	8079	152
L	R/RF	OC	930	46S	IA5	34,5	4416	128
L	R/RF	OC	940	46S	IA5	34,5	4600	133
L	R/RF	MXO	930	70S	IA5	53,2	6678	126
L	R/RF	MXO	940	70S	IA5	53,2	6956	131
L	R/RF	PCO	930	80S	IA5	53,2	7756	146
L	R/RF	PCO	940	80S	IA5	53,2	8079	152

Power Lumen table for Essential								
SIZE	Mounting	Optical Cover	CCT	Lumen pack	Driver Variant	Power consumption	Luminous Flux	Lumen Efficiency
M	S	OC	930	19S	PSU	15,4	1817	118
M	S	OC	940	19S	PSU	15,4	1890	123
M	S	MXO	930	30S	PSU	23,5	2823	120
M	S	MXO	940	30S	PSU	23,5	2936	125
M	S	PCO	930	34S	PSU	23,3	3292	141
M	S	PCO	940	34S	PSU	23,3	3424	147
M	S	OC	930	19S	DIA	15,4	1817	118
M	S	OC	940	19S	DIA	15,4	1890	123
M	S	MXO	930	30S	DIA	23,5	2823	120
M	S	MXO	940	30S	DIA	23,5	2936	125
M	S	PCO	930	34S	DIA	23,3	3292	141
M	S	PCO	940	34S	DIA	23,3	3424	147
M	S	OC	930	19S	WIA	15,4	1817	118
M	S	OC	940	19S	WIA	15,4	1890	123
M	S	MXO	930	30S	WIA	23,5	2823	120
M	S	MXO	940	30S	WIA	23,5	2936	125
M	S	PCO	930	34S	WIA	23,3	3292	141
M	S	PCO	940	34S	WIA	23,3	3424	147
M	S	OC	930	19S	IA4	15,4	1817	118
M	S	OC	940	19S	IA4	15,4	1890	123
M	S	MXO	930	30S	IA4	23,5	2823	120
M	S	MXO	940	30S	IA4	23,5	2936	125
M	S	PCO	930	34S	IA4	23,3	3292	141
M	S	PCO	940	34S	IA4	23,3	3424	147
M	S	OC	930	19S	IA5	15,4	1817	118
M	S	OC	940	19S	IA5	15,4	1890	123
M	S	MXO	930	30S	IA5	23,5	2823	120
M	S	MXO	940	30S	IA5	23,5	2936	125
M	S	PCO	930	34S	IA5	23,3	3292	141
M	S	PCO	940	34S	IA5	23,3	3424	147
M	P	OC	930	19S	PSU	15,4	1817	118
M	P	OC	940	19S	PSU	15,4	1890	123
M	P	MXO	930	42S	PSU	33,6	4032	120
M	P	MXO	940	42S	PSU	33,6	4200	125
M	P	PCO	930	48S	PSU	33,6	4709	140
M	P	PCO	940	48S	PSU	33,6	4897	146
M	P	OC	930	19S	DIA	15,4	1817	118
M	P	OC	940	19S	DIA	15,4	1890	123
M	P	MXO	930	42S	DIA	33,6	4032	120
M	P	MXO	940	42S	DIA	33,6	4200	125
M	P	PCO	930	48S	DIA	33,6	4709	140
M	P	PCO	940	48S	DIA	33,6	4897	146
M	P	OC	930	19S	WIA	15,4	1817	118
M	P	OC	940	19S	WIA	15,4	1890	123
M	P	MXO	930	42S	WIA	33,6	4032	120
M	P	MXO	940	42S	WIA	33,6	4200	125
M	P	PCO	930	48S	WIA	33,6	4709	140
M	P	PCO	940	48S	WIA	33,6	4897	146
M	P	OC	930	19S	IA4	15,4	1817	118
M	P	OC	940	19S	IA4	15,4	1890	123
M	P	MXO	930	42S	IA4	33,6	4032	120
M	P	MXO	940	42S	IA4	33,6	4200	125
M	P	PCO	930	48S	IA4	33,6	4709	140
M	P	PCO	940	48S	IA4	33,6	4897	146
M	P	OC	930	19S	IA5	15,4	1817	118
M	P	OC	940	19S	IA5	15,4	1890	123
M	P	MXO	930	42S	IA5	33,6	4032	120
M	P	MXO	940	42S	IA5	33,6	4200	125
M	P	PCO	930	48S	IA5	33,6	4709	140
M	P	PCO	940	48S	IA5	33,6	4897	146

Power Lumen table for Essential

SIZE	Mounting	Optical Cover	CCT	Lumen pack	Driver Variant	Power consumption	Luminous Flux	Lumen Efficiency
M	R/RF	OC	930	19S	PSU	15,4	1817	118
M	R/RF	OC	940	19S	PSU	15,4	1890	123
M	R/RF	MXO	930	42S	PSU	33,6	4032	120
M	R/RF	MXO	940	42S	PSU	33,6	4200	125
M	R/RF	PCO	930	48S	PSU	33,6	4709	140
M	R/RF	PCO	940	48S	PSU	33,6	4897	146
M	R/RF	OC	930	19S	DIA	15,4	1817	118
M	R/RF	OC	940	19S	DIA	15,4	1890	123
M	R/RF	MXO	930	42S	DIA	33,6	4032	120
M	R/RF	MXO	940	42S	DIA	33,6	4200	125
M	R/RF	PCO	930	48S	DIA	33,6	4709	140
M	R/RF	PCO	940	48S	DIA	33,6	4897	146
M	R/RF	OC	930	19S	WIA	15,4	1817	118
M	R/RF	OC	940	19S	WIA	15,4	1890	123
M	R/RF	MXO	930	42S	WIA	33,6	4032	120
M	R/RF	MXO	940	42S	WIA	33,6	4200	125
M	R/RF	PCO	930	48S	WIA	33,6	4709	140
M	R/RF	PCO	940	48S	WIA	33,6	4897	146
M	R/RF	OC	930	19S	IA4	15,4	1817	118
M	R/RF	OC	940	19S	IA4	15,4	1890	123
M	R/RF	MXO	930	42S	IA4	33,6	4032	120
M	R/RF	MXO	940	42S	IA4	33,6	4200	125
M	R/RF	PCO	930	48S	IA4	33,6	4709	140
M	R/RF	PCO	940	48S	IA4	33,6	4897	146
M	R/RF	OC	930	19S	IA5	15,4	1817	118
M	R/RF	OC	940	19S	IA5	15,4	1890	123
M	R/RF	MXO	930	42S	IA5	33,6	4032	120
M	R/RF	MXO	940	42S	IA5	33,6	4200	125
M	R/RF	PCO	930	48S	IA5	33,6	4709	140
M	R/RF	PCO	940	48S	IA5	33,6	4897	146

Power Lumen table for Essential								
SIZE	Mounting	Optical Cover	CCT	Lumen pack	Driver Variant	Power consumption	Luminous Flux	Lumen Efficiency
S	R	OC	930	9S	PSU	7,9	902	114
S	R	OC	940	9S	PSU	7,9	938	119
S	R	MXO	930	18S	PSU	15,6	1760	113
S	R	MXO	940	18S	PSU	15,6	1830	117
S	R	PCO	930	20S	PSU	15,6	1957	125
S	R	PCO	940	20S	PSU	15,6	2035	130
S	R	PCO	930	30S	PSU	26,9	3076	114
S	R	PCO	940	30S	PSU	26,9	3199	119
S	R	PCO	930	40S	PSU	31,1	3912	126
S	R	PCO	940	40S	PSU	31,1	4068	131
S	R	OC	930	9S	DIA	7,9	902	114
S	R	OC	940	9S	DIA	7,9	938	119
S	R	MXO	930	18S	DIA	15,6	1760	113
S	R	MXO	940	18S	DIA	15,6	1830	117
S	R	PCO	930	20S	DIA	15,6	1957	125
S	R	PCO	940	20S	DIA	15,6	2035	130
S	R	PCO	930	30S	DIA	26,9	3076	114
S	R	PCO	940	30S	DIA	26,9	3199	119
S	R	PCO	930	40S	DIA	31,1	3912	126
S	R	PCO	940	40S	DIA	31,1	4068	131
S	R	OC	930	9S	WIA	7,9	902	114
S	R	OC	940	9S	WIA	7,9	938	119
S	R	MXO	930	18S	WIA	15,6	1760	113
S	R	MXO	940	18S	WIA	15,6	1830	117
S	R	PCO	930	20S	WIA	15,6	1957	125
S	R	PCO	940	20S	WIA	15,6	2035	130
S	R	PCO	930	30S	WIA	26,9	3076	114
S	R	PCO	940	30S	WIA	26,9	3199	119
S	R	PCO	930	40S	WIA	31,1	3912	126
S	R	PCO	940	40S	WIA	31,1	4068	131
S	R	OC	930	9S	IA4	7,9	902	114
S	R	OC	940	9S	IA4	7,9	938	119
S	R	MXO	930	18S	IA4	15,6	1760	113
S	R	MXO	940	18S	IA4	15,6	1830	117
S	R	PCO	930	20S	IA4	15,6	1957	125
S	R	PCO	940	20S	IA4	15,6	2035	130
S	R	PCO	930	30S	IA4	26,9	3076	114
S	R	PCO	940	30S	IA4	26,9	3199	119
S	R	PCO	930	40S	IA4	31,1	3912	126
S	R	PCO	940	40S	IA4	31,1	4068	131
S	R	OC	930	9S	IA5	7,9	902	114
S	R	OC	940	9S	IA5	7,9	938	119
S	R	MXO	930	18S	IA5	15,6	1760	113
S	R	MXO	940	18S	IA5	15,6	1830	117
S	R	PCO	930	20S	IA5	15,6	1957	125
S	R	PCO	940	20S	IA5	15,6	2035	130
S	R	PCO	930	30S	IA5	26,9	3076	114
S	R	PCO	940	30S	IA5	26,9	3199	119
S	R	PCO	930	40S	IA5	31,1	3912	126
S	R	PCO	940	40S	IA5	31,1	4068	131