

To-Dim-LED 200

Passer til LK FUGA dåser og rammer

Hilux

MONTERINGSVEJLEDNING

Denne lysdæmper er udviklet primært til dæmpning af LED lyskilder. Minimumindstillinger kan justeres på dæmperen via skrueterminaler bag den ovale front.

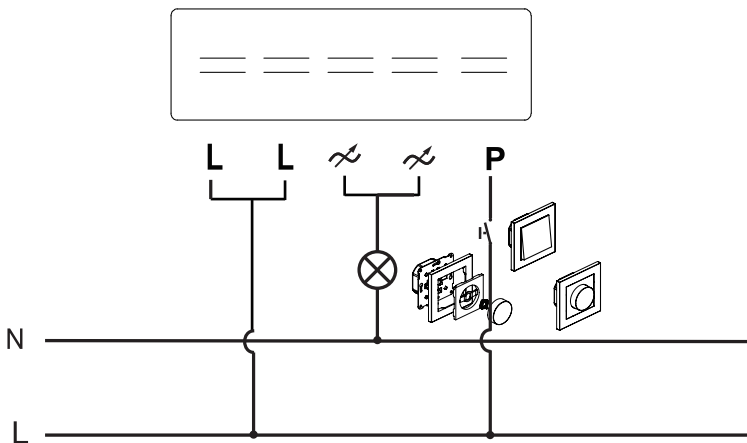
PECIFIKATIONER

Forsyningsspænding	220-240 V~
Hertz	50 Hz
Maximum belastning	200 W/VA
Minimum belastning	5 W/VA
Dæmpningstype	Bagkant (CR)
Korrespondancestyring	Ja (push DIM)
 Dæmpbar LED lyskilder	5-200VA
 Øvrige dæmpbar lyskilder	10-200VA
 Incandescent	10-200VA



Advarsel!

Visse lyskilder opfører sig muligvis ikke i henhold til deres strømstyring, når de dæmpes med en dæmper. En overbelastning vil resultere i, at dæmperens overspændingsbeskyttelse slukker dæmperen. Vi anbefaler altid at dæmperen ikke belastes mere end foreskrevet.



To-Dim-LED 200




-Compatible with LK Fuga Frame

Hilux

LED DIMMER MANUAL INSTRUCTION

Hilux To-Dim-LED 200 can be controlled by the knob on the dimmer or a normal switch away from the dimmer. The lowest dimming level is adjusted by rotating the rotary trimmer switch under the knob with a screw driver.

SPECIFICATION

Operating Voltage	220-240 V~
Frequency	50 Hz
Maximum Load	200 W/VA
Minimum Load	5 W/VA
Dimming Mode	Trailing Edge
Pushing Dimming Function	Yes
 Dimmable LED lamps	5-200VA
 Electronic Transformers	10-200VA
 Incandescent	10-200VA



Warning !

This dimmer is protected against overload. If an overload occurs it will automatically turn off until the overload is removed. Certain transformers may not behave according to their power rating when used with a dimmer. An overload may result in safety features switching the dimmer off, please make sure only using high quality dimmable electronic transformers.

The installation of the dimmer can only be carried out by a licensed electrician.

