


Stranded loose tube mini cables for use in ducts

Cable Design



- not to scale -

- **Optical fibre:** see specification.
- **Secondary coating:** The fibres are, uniquely identified by a different colour, placed inside loose tubes made of high tensile strength thermoplastic.
- **Gel compound:** The tubes are fully filled with a non-toxic and dermatological safe gel compound.
- **Central Strength Member (CSM):** The central element consists of FRP (Fibre Reinforced Plastic), with a water-swellable layer.
- **Cable core:** The required number of tubes (and dummy elements) are stranded (SZ method) around the central element.
- **Strength members:** Under the outer sheath 2 aramid yarns are applied, serving as ripcord and as strengthening yarns
- **Fillers:** between stranded tubes and sheath to improve mechanical characteristics.
- **Outer sheath:** PE.

This loose tube dielectric optical cable is designed for outdoor installation in ducts and micro ducts by blowing or pulling techniques.

Technical data

No. of Fibres		144	192
Design		6 x 24	8 x 24
Loose Tube- Ø	mm		1.9
Sheath thickness	mm		0.4
Cable Diameter	mm	6.8	7.9
Cable Weight	kg / km	38	56

Main characteristics

Test	Standard	Specified value	Acceptance Criteria* *
Tensile performance	IEC 60794-1-2-E1	300N (Operation) 1000N (Installation)	$\Delta\alpha \leq 0.05\text{dB}$ $\Delta\alpha$ reversible
Crush	IEC 60794-1-2-E3	500N, 100mm plate/plate 1min. 1000N, 100mm plate/plate 1min.	$\Delta\alpha \leq 0.05$ dB, during test, no damage $\Delta\alpha \leq 0.05$ dB, after test, no damage
Impact	IEC 60794-1-2-E4	5 Nm, R=300mm, 3 impacts	No damage
Torsion	IEC 60794-1-2-E7	$\pm 180^\circ$, L=1m, 10 cycles	No damage
Kink	IEC 60794-1-2-E10	Min diameter=100mm	$\Delta\alpha \leq 0.05$ dB, no damage
Repeated bending	IEC 60794-1-2-E6	R= 15x cable Ø, 100 cycles, 20N	No damage
Cable bend	IEC 60794-1-2-E11	D=250mm, 5 turns, 3 cycles, -10°C	$\Delta\alpha \leq 0.05$ dB, No damage
Temperature range	IEC 60794-1-2-F1	-30 to +60°C -40 to +70°C	$\Delta\alpha \leq 0.05$ dB/km $\Delta\alpha \leq 0.15$ dB/km
Water Penetration	IEC 60794-1-2-F5B	sample=3m, water=1m	No water leakage after 24 hour

* * values for single-mode fibres, all optical measurements performed at 1550 nm.













Min. bending radius	mm	Without Tension 15 x Cable-Ø	Under Maximum Tension 25 x Cable-Ø
Temperature range	°C	Installation -15 to +40	Transport. & Storage -40 to +70 Operation -40 to +60

Optical Characteristics




See the attached cabled optical fibre data sheet .

Identification


Fibre Colours

No.	1	2	3	4	5	6	7	8	9	10	11	12
Color	Red	White	Yellow	Blue	Green	Violet	Brown	Black	Orange	Turquoise	Pink	Grey
												

Tube colouring

No.	1	2	3	4	5	6	7	8
Color	Red	White	Yellow	Blue	Green	Black	Brown	Violet
								

Yarn Colours (6x24 and 8x24)

No.	1	2
Colour	Red	White
		

Sheath Marking:

The outer sheath is marked in 1 meter intervals as follows:

DRAKA(DL) JN-SM-LRE XS [fibre count] x [Fibre type] IDno[12345] [Year] [length marking]m

Logistic

Packing:

Plastic or Plywood Drums with protection.

Delivery Lengths:

Standard delivery length is 4km, 6 km with a tolerance of - 1% / + 3%

© PRYSMIANGROUP, All Rights Reserved

All sizes and values without tolerances are reference values. Specifications are for product as supplied by Prysmian: any modification or alteration afterwards of product may give different result.

The information contained within this document must not be copied, reprinted or reproduced in any form, either wholly or in part, without the written consent of Prysmian. The information is believed to be correct at the time of issue. Prysmian reserves the right to amend this specification without prior notice. This specification is not contractually valid unless specifically authorised by Prysmian.