



MULTI SPLIT OUTDOOR UNITS



Voice Control



Midea Air App

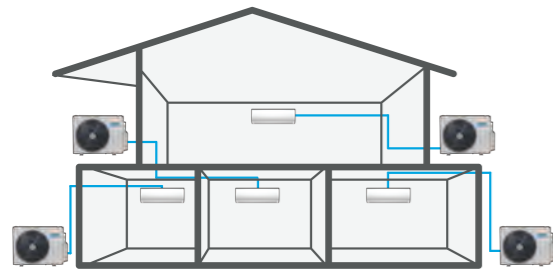
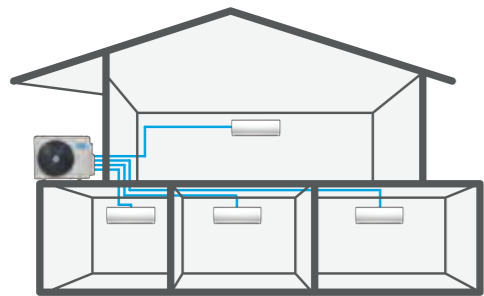
FLEXIBLE INSTALLATION

One outdoor unit can be connected with up to 5 indoor units. Each indoor unit can be individually controlled.

Indoor units do not need to be installed at the same time, which enables system expansion depending on the user's needs.

DEDICATED INDOOR UNITS

The Multi Split series is the ideal solution for efficient 2, 3, 4 or 5-zone air conditioning with a single outdoor unit. On a single system it is possible to connect a range of different indoors with varying capacities. All indoor units can be individually controlled and pipe lengths of up to 80 metres can be accommodated.



Flexible installation



Dedicated indoor units



MULTI SPLIT OUTDOOR UNITS

OUTDOOR		M20G-14HFNB-Q	M20D-18HFNB-Q	M30F-21HFNB-Q	M30F-27HFNB-Q	
Nominal Cooling Capacity (min-max)	kW	4.10 (1.39 - 4.83)	5.3 (1.4 - 6.34)	6.15 (2.142 - 6.85)	7.9 (1.58 - 8.69)	
Nominal Heating Capacity (min-max)	kW	4.40 (1.65 - 4.98)	5.6 (1.54 - 6.66)	6.59 (1.80 - 6.74)	8.2 (1.58 - 8.69)	
Outdoor air flow	m ³ /h	2200	2200	3000	2700	
Outdoor sound pressure level	dB(A)	53	53	55	56	
Seasonal Efficiency SEER/Class	w/w	6.1/A+	6.1/A+	6.1/A+	6.1/A++	
Seasonal Efficiency SCOP/Class	w/w	3.8/A	3.8/A	3.8/A	4/A+	
Power supply (Outdoor)	V-Hz	220-240V- 50Hz, 1Ph	220-240V- 50Hz, 1Ph	220-240V- 50Hz, 1Ph	220-240V- 50Hz, 1Ph	
Cooling Current (min-max)		5.52(0.73-9.3)	7.1(2.8-9.2)	9.0(1.09-9.9)	13.7(2.2-14.3)	
Heating Current (min-max)		5.15(1.15-9.4)	6.1(2.6-7.7)	8.5(1.94-8.5)	12.5(2.5-12.9)	
Max. Current		11.5	13	15.5	17.5	
Recommended Fuse Size (Outdoor)	A	16	16	16	20	
Dimensions (WxDxH)	mm	800x333x554	800x333x554	845x363x702	845x363x702	
Packing (WxDxH)	mm	920x390x615	920x390x615	965x395x775	965x395x775	
Net/Gross weight	Kg	31.8/34.9	35.5/38.5	46.8/51.1	51.1/55.8	
Refrigerant	Type		R32	R32	R32	
	GWP		675	675	675	
	Charged quantity	Kg	1.1	1.25	1.4	1.72
	Additional Charge	g/m	12	12	12	12
Refrigerant piping	Liquid side/ Gas side	mm(inch)	Φ6.35 & Φ9.52 (x2) (1/4" & 3/8" (x2))	Φ6.35 & Φ9.52 (x2) (1/4" & 3/8" (x2))	Φ6.35 & Φ9.52 (x3) (1/4" & 3/8" (x3))	Φ6.35 & Φ9.52 (x3) (1/4" & 3/8" (x3))
	Max. pipe length (All)	m	40	40	60	60
	Max. pipe length (Per indoor)		25	25	30	30
	Max. height indoor to outdoor		15	15	15	15
	Max. height between indoors	m	10	10	10	10
Thermostat type		Remote Control	Remote Control	Remote Control	Remote Control	
Outdoor (Cooling/Heating)	°C	-15-50/-15-24	-15-50/-15-24	-15-50/-15-24	-15-50/-15-24	

MULTI SPLIT OUTDOOR UNITS

OUTDOOR		M40E-28HFNB-Q	M40-36FN8-Q	M50-42FN8-Q	
Nominal Cooling Capacity (min-max)	kW	8.20 (2.84 - 9.67)	10.6 (1.59 - 13.78)	12.3 (1.66 - 14)	
Nominal Heating Capacity (min-max)	kW	8.79 (2.28 - 11.42)	11.1 (1.8 - 14.4)	12.3 (1.66 - 14.94)	
Outdoor air flow	m ³ /h	3800	4000	3850	
Outdoor sound pressure level	dB(A)	59	60	58	
Seasonal Efficiency SEER/Class	w/w	6.1/A++	6.1/A++	5.8/A+	
Seasonal Efficiency SCOP/Class	w/w	3.8/A	3.8/A	3.5/A	
Power supply (Outdoor)	V-Hz	220-240V- 50Hz, 1Ph	220-240V- 50Hz, 1Ph	220-240V- 50Hz, 1Ph	
Cooling Current (min-max)		11.3(3.9-14.1)	14.3(5.1-18.2)	18.5(6.6-20.3)	
Heating Current (min-max)		9.8(3.4-12.2)	12.1(4.3-15.3)	13.5(4.8-17.8)	
Max. Current		19	21.5	22	
Recommended Fuse Size (Outdoor)	A	20	25	25	
Dimensions (WxDxH)	mm	946x410x810	946x410x810	946x410x810	
Packing (WxDxH)	mm	1090x500x875	1090x500x875	1090x500x875	
Net/Gross weight	Kg	62.1/67.7	68.8/75.6	73.3/80.4	
Refrigerant	Type		R32	R32	
	GWP		675	675	
	Charged quantity	Kg	2.1	2.1	2.4
	Additional Charge	g/m	12	12 (1/4") 24 (3/8")	12 (1/4") 24 (3/8")
Refrigerant piping	Liquid side/ Gas side	mm(inch)	Φ6.35 & Φ9.52 (x4) (1/4" & 3/8" (x4))	Φ6.35 (x4) & Φ9.52 (x3) & Φ12.7(x1) (1/4" (x4) & 3/8" (x3) & 1/2" (x1))	Φ6.35 (x5) & Φ9.52 (x4) & Φ12.7(x1) (1/4" (x5) & 3/8" (x4) & 1/2" (x1))
	Max. pipe length (All)	m	80	80	80
	Max. pipe length (Per indoor)		35	35	35
	Max. height indoor to outdoor		15	15	15
	Max. height between indoors	m	10	10	10
Thermostat type		Remote Control	Remote Control	Remote Control	
Outdoor (Cooling/Heating)	°C	-15-50/-15-24	-15-50/-15-24	-15-50/-15-24	

Nominal Conditions: Cooling; indoor 27°C DB, 19°C WB, outdoor 35°C DB, 24°C WB.
Nominal Conditions: Heating; indoor 20°C DB, outdoor 7°C DB, 6°C WB.

UK Conditions: Summer; indoor 21°C DB, 15°C WB, outdoor 27°C DB.
Sound Pressure is measured 1.5m below the air-outlet at Nominal Conditions.

MULTI SPLIT INDOOR UNITS




BLANC - WALL MOUNTED



IR Controller RG70 (included)

INDOOR			MA-09NXDO-XI	MA-12NXDO-XI	MA-18NXDO-I	MA-24NXDO-I
Nominal Cooling Capacity (min-max)	kW		2.6(1.02 - 3.22)	3.5(1.08 - 4.10)	5.3(1.91 - 6.14)	7.0(2.65 - 8.25)
Nominal Heating Capacity (min-max)	kW		3.0(0.82 - 3.37)	4.0(1.08 - 4.22)	5.7(1.4 - 6.91)	7.6(2.91 - 8.53)
UK Total Cooling Capacity	kW		3.06	3.94	5.91	7.4
Interconnecting Wiring	No.		4 Core 1.5mm	4 Core 1.5mm	4 Core 1.5mm	4 Core 1.5mm
Power Supply	V-Hz-Ph		Via Outdoor	Via Outdoor	Via Outdoor	Via Outdoor
Indoor air flow (Hi/Mi/Lo)	m ³ /h		520/460/340	600/500/380	860/690/560	1050/860/700
Indoor sound pressure level (Hi/Mi/Lo/Si)	dB(A)		36/30/26/21	38/34/28/22	43/36/30/22	47/40/33/22
Dimensions (WxDxH)	mm		805x205x285	805x205x285	958x223x302	1038x235x325
Packing (WxDxH)	mm		870x285x360	870x285x360	1035x305x380	1120x405x330
Net/Gross weight	Kg		7.9/10.3	7.9/10.3	10.3/13.3	12.8/16.2
Thermostat type			Remote Control	Remote Control	Remote Control	Remote Control
Refrigerant piping	Liquid side/Gas side	mm(inch)	Ø6.35/Ø9.52(1/4"/3/8")	Ø6.35/Ø9.52(1/4"/3/8")	Ø6.35/Ø12.7(1/4"/1/2")	Ø9.52/Ø15.9(3/8"/5/8")
Indoor (Cooling/Heating)		°C	16-32/0-30	16-32/0-30	16-32/0-30	16-32/0-30



A6 DUCTED



Wired Controller KJR-120G2-S2 (included)

INDOOR			MTIU-09FNXDO	MTIU-12HWFNX	MTIU-18HWFNX
Nominal Cooling Capacity (min-max)	kW		2.6(1.03 - 3.2)	3.52(0.53-3.99)	5.28(2.55-5.86)
Nominal Heating Capacity (min-max)	kW		3.0(0.82 - 3.4)	3.81(1.00-4.39)	5.57(2.20-6.15)
UK Total Cooling Capacity	kW		3.06	3.79	5.56
Power Supply	V-Hz-Ph		Via Outdoor	Via Outdoor	Via Outdoor
Interconnecting Wiring	No.		4 Core 1.5mm	4 Core 1.5mm	4 Core 1.5mm
Indoor air flow (Hi/Mi/Lo)	m ³ /h		500/340/230	600/480/300	880/650/350
Indoor sound pressure level (Hi/Mi/Lo)	dB(A)		32/28/26	34.5/30.5/29/23	41/38/34/26
Dimensions (WxDxH)	mm		700x450x200	700x450x200	880x674x210
Packing (WxDxH)	mm		860x540x285	860x540x285	1070x725x280
Net/Gross weight	Kg		18/22	17.8/21.5	24.4/29.6
Thermostat type			Remote Control	Remote Control	Remote Control
Refrigerant piping	Liquid side/Gas side	mm(inch)	Ø6.35/Ø9.52(1/4"/3/8")	Ø6.35/Ø9.52(1/4"/3/8")	Ø6.35/Ø12.7(1/4"/1/2")
Indoor (Cooling/Heating)		°C	16-32/0-30	16-32/0-30	16-32/0-30



COMPACT ROUNDFLOW CASSETTE



IR Controller RG10-S (included)



Wired Controller KJR-120G2-P&P (included)

INDOOR			MCA3I-09FNXDO	MCA3U-12HRFNX	MCA3U-18HRFNX
Nominal Cooling Capacity (min-max)	kW		2.6(1.03 - 3.2)	3.52(0.85-4.11)	5.28(2.90-5.59)
Nominal Heating Capacity (min-max)	kW		3.0(0.82 - 3.4)	3.81(0.47-4.31)	5.57(2.37-6.10)
UK Total Cooling Capacity	kW		3.06	3.9	5.3
Power Supply	V-Hz-Ph		Via Outdoor	Via Outdoor	Via Outdoor
Interconnecting Wiring	No.		4 Core 1.5mm	4 Core 1.5mm	4 Core 1.5mm
Indoor air flow (Hi/Mi/Lo)	m ³ /h		580/500/450	620/510/420	720/620/500
Indoor sound pressure level (Hi/Mi/Lo)	dB(A)		35/33/31	41/36/33/25.5	43/39.5/35.5/29
Dimensions (WxDxH) (body)	mm		570x570x260	570x570x260	570x570x260
Packing (WxDxH) (body)	mm		662x662x317	662x662x317	662x662x317
Net/Gross weight (body)	Kg		14.5/17.3	16.3/20.4	16/20.6
Dimensions (WxDxH) (panel)	mm		647x647x50	647x647x50	647x647x50
Packing (WxDxH) (panel)	mm		715x715x123	715x715x123	715x715x123
Net/Gross weight (panel)	Kg		2.5/4.5	2.5/4.5	2.5/4.5
Thermostat type			Remote Control	Remote Control	Remote Control
Refrigerant piping	Liquid side/Gas side	mm(inch)	Ø6.35/Ø9.52(1/4"/3/8")	Ø6.35/Ø9.52(1/4"/3/8")	Ø6.35/Ø12.7(1/4"/1/2")
Indoor (Cooling/Heating)		°C	16-32/0-30	16-32/0-30	16-32/0-30

MULTI SPLIT INDOOR UNITS



BREEZELESS+ - WALL MOUNTED



IR Controller RG10-B (included)

INDOOR			MSFAAU-09HRFN8	MSFAAU-12HRFN8
Nominal Cooling Capacity (min-max)	kW		2.64(0.85 - 3.28)	3.52(1.31 - 4.37)
Nominal Heating Capacity (min-max)	kW		2.93(0.79 - 3.37)	3.81(0.88 - 4.54)
UK Total Cooling Capacity	kW		3.17	4.15
Power Supply	V-Hz-Ph		4 Core 1.5mm	4 Core 1.5mm
Interconnecting Wiring	No.		Via Outdoor	Via Outdoor
Indoor air flow (Hi/Mi/Lo)	m ³ /h		610/500/380	640/520/400
Indoor sound pressure level (Hi/Mi/Lo)	dB(A)		38/35/21/19	39/36/21/20
Dimensions (WxDxH)	mm		940x193x325	940x193x325
Packing (WxDxH)	mm		1055x385x290	1055x385x290
Net/Gross weight	Kg		10.7/13.8	10.7/13.8
Thermostat type			Remote Control	Remote Control
Refrigerant piping	Liquid side/Gas side	mm(inch)	Ø6.35/Ø9.52(1/4"/3/8")	Ø6.35/Ø9.52(1/4"/3/8")
Indoor (Cooling/Heating)		°C	16-32/0-30	16-32/0-30



CONSOLE



IR Controller RG10-S (included)

INDOOR			MFAU-12HRFNX	MFAU-16HRFN8
Nominal Cooling Capacity (min-max)	kW		3.52(0.77-3.97)	4.84(2.64-5.13)
Nominal Heating Capacity (min-max)	kW		3.81(0.46-4.35)	4.98(2.20-5.24)
UK Total Cooling Capacity	kW		3.34	4.71
Power Supply	V-Hz-Ph		Via Outdoor	Via Outdoor
Interconnecting Wiring	No.		4 Core 1.5mm	4 Core 1.5mm
Indoor air flow (Hi/Mi/Lo)	m ³ /h		550/466/386	560/480/400
Indoor sound pressure level (Hi/Mi/Lo)	dB(A)		41.5/38/33.5	45/39/36
Dimensions (WxDxH)	mm		700x210x600	700x210x600
Packing (WxDxH)	mm		810x305x710	810x305x710
Net/Gross weight	Kg		14.6/18.1	14.7/18.2
Thermostat type			Remote Control	Remote Control
Refrigerant piping	Liquid side/Gas side	mm(inch)	Ø6.35/Ø9.52(1/4"/3/8")	Ø6.35/Ø12.7(1/4"/1/2")
Indoor (Cooling/Heating)		°C	16-32/0-30	16-32/0-30

COMBINATION TABLES

M2OG-14HFN8-Q

ONE UNIT	TWO UNIT
9	9+9
12	
16	
18	

M2OD-18HFN8-Q

ONE UNIT	TWO UNIT
9	9+9
12	9+12
16	12+12
18	

M3OF-21HFN8-Q

ONE UNIT	TWO UNIT	THREE UNIT
9	9+9	9+9+9
12	9+12	
16	9+16	
18	9+18	
	12+12	

M3OF-27HFN8-Q

ONE UNIT	TWO UNIT		THREE UNIT
9	9+9	12+12	9+9+9
12	9+12	12+16	9+9+12
16	9+16	12+18	9+12+12
18	9+18		

M4OF-28HFN8-Q

ONE UNIT	TWO UNIT	THREE UNIT	FOUR UNIT
9	9+9, 12+16	9+9+9	9+9+9+9
12	9+12, 12+18	9+9+12	
16	9+16, 12+24	9+9+16	
18	9+18, 16+16	9+9+18	
24	9+24, 16+18	9+12+12	
	12+12, 18+18	12+12+12	

M4O-36FN8-Q

ONE UNIT	TWO UNIT	THREE UNIT	FOUR UNIT
9	9+9, 12+12	9+9+9, 9+12+24	9+9+9+9, 9+9+12+12
12	9+12, 12+16	9+9+12, 9+16+16	9+9+9+12, 9+9+12+16
16	9+16, 12+18	9+9+16, 9+16+18	9+9+9+16, 9+9+12+18
18	9+18, 12+24	9+9+18, 9+18+18	9+9+9+18, 9+12+12+12
24	9+24, 16+18	9+9+24, 12+12+12	
	18+18	9+12+12, 12+12+16	
		9+12+16, 12+12+18	
		9+12+18	

M5O-42FN8-Q

ONE UNIT	TWO UNIT	THREE UNIT	FOUR UNIT	FIVE UNIT
9	9+9, 12+12	9+9+9, 9+12+18	9+9+9+9, 9+9+12+24	9+9+9+9+9
12	9+12, 12+18	9+9+12, 9+18+18	9+9+9+12, 9+12+12+12	9+9+9+9+12
16	9+18, 12+24	9+9+16, 12+12+12	9+9+9+18, 9+12+12+16	9+9+9+9+16
18	16+24, 16+18	9+9+18, 12+12+16	9+9+9+24, 9+12+12+18	9+9+9+9+18
24	9+24, 16+18	9+9+24, 12+16+16	9+9+12+12, 12+12+12+12	9+9+9+12+12
	18+18	9+12+12, 12+16+18	9+9+12+18, 12+12+12+16	9+9+12+12+12
		9+12+24, 12+12+18		12+12+12+18
		9+12+16, 12+18+18		
		9+16+16, 12+12+24		
		9+16+18		

MULTI SPLIT SYSTEMS

- Full flexibility with mix & match combinations - mix unit type & capacity
- Control each unit individually
- Up to 130% diversity
- Up to 80 metres total pipework

M2 - UP TO 2 INDOORS

Cooling: 4.1 kW to 6.34 kW
Heating: 4.4 kW to 6.66 kW



- Up to 5 zones from a single outdoor unit
- Indoor capacity from: cooling 2.6 kW to 8.25 kW / heating 3 kW to 8.53 kW
- Wi-Fi control standard with Blanc & Breezeless wall mounted / optional for ducted and compact cassette

M3 - UP TO 3 INDOORS

Cooling: 6.15 kW to 8.69 kW
Heating: 6.59 kW to 8.69 kW




M4 - UP TO 4 INDOORS

Cooling: 8.2 kW to 13.78 kW
Heating: 8.79 kW to 14.4 kW



M5 - UP TO 5 INDOORS

Cooling: 12.3 kW to 14 kW
Heating: 12.3 kW to 14.94 kW



MULTI SPLIT QUICK REFERENCE GUIDE

TYPE	CODE	COOLING kW (Min-Max)	HEATING kW (Min-Max)	PIPE SIZES
OUTDOOR UNITS				
	14	4.10(1.39-4.83)	4.40(1.65-4.98)	(1/4" & 3/8" (x2))
	18	5.3(1.4-6.34)	5.6(1.54-6.66)	1/4" & 3/8" (x2)
	21	6.15(2.142-6.85)	6.59(1.80-6.74)	(1/4" & 3/8" (x3))
	27	7.9(1.58-8.69)	8.2 (1.58-8.69)	1/4" & 3/8" (x3)
	28	8.20(2.84-9.67)	8.79(2.28-11.42)	(1/4" & 3/8" (x4))
	36	10.6(1.59-13.78)	11.1(1.8-14.4)	1/4" (x4) & 3/8" (x3) & 1/2" (x1)
	42	12.3(1.66-14)	12.3(1.66-14.94)	1/4" (x5) & 3/8" (x4) & 1/2" (x1)
BLANC WALL MOUNTED				
	MA			
	9	2.6(1.02-3.22)	3.0(0.82-3.37)	1/4" & 3/8"
	12	3.5(1.08-4.10)	4.0(0.08-4.22)	1/4" & 3/8"
	18	5.3(1.91-6.14)	5.7(1.4-6.91)	1/4" & 1/2"
24	7.0(2.65-8.25)	7.6(2.91- 8.53)	3/8" 5/8"	
BREEZELESS+ WALL MOUNTED				
	MSF			
	9	2.64(0.85-3.28)	2.93(.79-3.37)	1/4" & 3/8"
12	3.52(1.31-4.37)	3.81(0.88-4.54)	1/4" & 3/8"	
COMPACT CASSETTE				
	MCA			
	9	2.6(1.03- 3.2)	3.0(0.82-3.4)	1/4" & 3/8"
	12	3.52(0.85-4.11)	3.81(0.47-4.31)	1/4" & 3/8"
18	5.28(2.90-5.59)	5.57(2.37-6.10)	1/4" & 1/2"	
DUCTED				
	MTIU			
	9	2.6(1.03-3.2)	3.0(0.82-3.4)	1/4" & 3/8"
	12	3.52(0.53-3.99)	3.81(1.00-4.39)	1/4" & 3/8"
18	5.28(2.55-5.86)	5.57(2.20-6.15)	1/4" & 1/2"	
CONSOLE				
	MFA			
	12	3.52(0.77-3.97)	3.81(0.46-4.35)	1/4" & 3/8"
16	4.84(2.64-5.13)	4.98(2.20-5.24)	1/4" & 1/2"	

*Max pipe length varies depending on outdoor/indoor combination - see manual for full details.

MAX PIPE LENGTH (M)	MAX PIPE HEIGHT (M)	CHARGE g/M	INTERCONNECTING CABLE	POWER TO	Power Supply	
					Ph	Fuse (A)
40	10	See Indoor	See Indoor	Outdoor	1	16
40	10	See Indoor	See Indoor	Outdoor	1	16
60	10	See Indoor	See Indoor	Outdoor	1	16
60	10	See Indoor	See Indoor	Outdoor	1	20
80	10	See Indoor	See Indoor	Outdoor	1	20
80	10	See Indoor	See Indoor	Outdoor	1	25
80	10	See Indoor	See Indoor	Outdoor	1	25
25-35°						
25-35°	10	12	4 Core 1.5mm	Outdoor	1	N/A
25-35°	10	12	4 Core 1.5mm	Outdoor	1	N/A
25-35°	10	12	4 Core 1.5mm	Outdoor	1	N/A
25-35°	10	24	4 Core 1.5mm	Outdoor	1	N/A
25-35°						
25-35°	10	12	4 Core 1.5mm	Outdoor	1	N/A
25-35°	10	12	4 Core 1.5mm	Outdoor	1	N/A
25-35°						
25-35°	10	12	4 Core 1.5mm	Outdoor	1	N/A
25-35°	10	12	4 Core 1.5mm	Outdoor	1	N/A
25-35°						
25-35°	10	12	4 Core 1.5mm	Outdoor	1	N/A
25-35°	10	12	4 Core 1.5mm	Outdoor	1	N/A