



LEDVANCE

Robust wall and ceiling lights  
with high light output

55000h  
LIFETIME

UP TO  
**138**  
lm/W  
EFFICIENCY




# THE NEW BULKHEAD ROUND

THE ALL-ROUND SOLUTION  
FOR INDOORS AND OUTDOORS



# THE NEW BULKHEAD ROUND



PERFOR-  
MANCE  
CLASS



**MORE VERSATILE, STRONGER,  
MORE SUSTAINABLE:**

**THE NEW GENERATION OF LUMINAIRES IMPRESS  
WITH HIGH FUNCTIONALITY AND EFFICIENCY**

The BULKHEAD ROUND is a high-performance LED luminaire engineered for durability and versatility. Available in both on/off and sensor versions, it features selectable colour temperatures and lumen outputs, making it adaptable to various indoor and outdoor applications. Backed by a 5-year guarantee, this luminaire incorporates the EVERLOOP concept with replaceable drivers and light sources, facilitating easy maintenance and upgrade and thereby extending the product's lifecycle.

- 
- + HIGHLY VERSATILE DUE TO MULTI SELECT:** adjustable colour temperature (3000 K /4000 K) and lumen levels up to 2000 lm (4 steps)

---

  - + SUSTAINABLE** through the EVERLOOP concept with replaceable components (serviceable)

---

  - + IMPROVED PERFORMANCE** with up to 138 lm/W efficiency and lifetime of up to 55 000 h (L80)

---

  - + ROBUST INDOOR AND OUTDOOR LUMINAIRE** with IK10 impact resistance and IP65 protection

---

  - + ADDITIONAL ENERGY SAVINGS** thanks to high frequency (HF)-motion- and daylight-sensor versions

---

## BREAKDOWN OF THE MAIN BULKHEAD ROUND COMPONENTS

- 1 Anti theft screw
- 2 Modern clean design
- 3 Slim elegant trim ring for decoration (included)
- 4 UV-proof PC diffusor cover with IK10 for outdoor use
- 5 Accessory: Eyelid available separately



### WOULD YOU LIKE MORE INFORMATION?

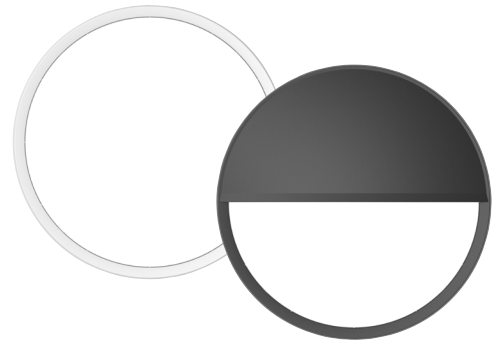
Visit our website to discover more technical details on the product range.  
[ledvance.com/bulkhead-round](http://ledvance.com/bulkhead-round)



Does your project require something not shown? LEDVANCE Project Services can create lighting solutions to fit your specific needs. Get in touch: [contact@ledvance.com](mailto:contact@ledvance.com)

### HUGE ASSORTMENT

BULKHEAD ROUND is available with a diameter of 250 mm or 300 mm in both black and white. Both colours and sizes are available as on/off or sensor versions. If required, the eyelid covers, which are available separately for all BULKHEAD ROUNDS, provide even more glare control. Drivers and light sources can be easily replaced if required.



### ENHANCED VERSATILITY: MULTI COLOUR AND MULTI LUMEN

With our new MULTI COLOUR and MULTI LUMEN features, installers can set the colour temperature in 3000 K or 4000 K as well as the lumen output in 4 steps (1200–2000 lm) before installation according to the application need. This reduces the complexity of product selection, as fewer products now cover a wider range of colour temperatures and lumens, meeting the needs of a variety of installations. The simple settings are done via a dip switch on the luminaire.



### ADVANTAGES:

- Simplified product selection
- Flexible adjustment before installation
- Easy operation
- Proven quality

With our new **BULKHEAD ROUND** portfolio, we offer a practical and efficient solution for illuminating your projects.


# INSTALLED IN A FLASH, EASILY CONFIGURED

THANKS TO SOPHISTICATED FEATURES, THIS LUMINAIRE IS UP AND RUNNING IN NO TIME

Finally, a truly flexible and efficient lighting solution for indoor and outdoor public areas: The double cable feed-throughs, the integrated mounting pattern and the pre-assembled plug connector enable quick and uncomplicated installation. Whether in corridors, stairwells or subways – BULKHEAD ROUND integrates perfectly into any environment thanks to its adjustable light colour and brightness. An optional integrated sensor version ensures maximum convenience and additional energy savings.

## DOUBLE KNOCKOUTS:

Left and right each with double cable feed-throughs for flexible lateral wiring



## FAST CONNECTOR:

Pre-assembled plug connector for simple and quick installation and wiring


## SENSOR (OPTIONAL):

Easily adjustable HF motion and light sensor



## MULTI COLOUR:

Flexible colour temperature selection between 3000 K and 4000 K via the DIP switch on the driver




## MULTI LUMEN:

Individual brightness adjustment in four levels on the driver, perfectly adjustable to the respective requirements on site

## PATTERN FOR EASY INSTALLATION:

Quick and precise installation thanks to integrated mounting template. Suitable for numerous hole sizes and European standards (e.g. UK-BESA, Nordics)



# HIGHLY SUSTAINABLE THE FUTURE IS CIRCULAR



**REPLACE,  
DON'T WASTE**

EVERLOOP luminaires are designed so that their light sources and drivers can be easily replaced, which means the luminaires themselves can remain in use almost indefinitely.

With its innovative EVERLOOP luminaires, LEDVANCE is launching a new product line that encourages the transition from a linear to a circular lifecycle. Their USP is that any of the critical components can be easily upgraded. The luminaires and the overall installation can therefore always be kept functional and up-to-date – resulting in an almost unlimited life.

## YOUR BENEFITS AT A GLANCE



### LESS WASTE

The only components that get replaced are the ones that are either faulty or out of date. This reduces electronic waste – in line with future EU requirements. And the savings go on and on because the old components are recycled and materials used to manufacture new products.



### LONG LIFE

Once installed, an EVERLOOP luminaire can be in use almost indefinitely. Not only is that a good example of sustainability, it also saves costs in the long term.



### FUTURE-PROOF SOLUTION

Increasingly more tenders, projects and funding programs have reparability as one of their requirements. With EVERLOOP you are always on the safe side.



### CONVENIENT UPGRADES

The LED light sources and drivers can be easily replaced so you can adapt EVERLOOP luminaires to changing conditions in an instant.



[ledvance.com/everloop](https://ledvance.com/everloop)

## HOW EVERLOOP WORKS IN DETAIL



As an EVERLOOP luminaire, the BULKHEAD ROUND family offers easy disassembly and component exchange, with available upgrades and replacements. Future generations of light source and driver components will retain the same dimensions, allowing older luminaires to be upgraded with more efficient components.



Lightsources



Drivers

# SMART SENSOR TECHNOLOGY FOR OPTIMAL LIGHT MANAGEMENT

The **BULKHEAD ROUND SENSOR** version with HF-motion and daylight sensor provides intelligent light management for cost-effective and sustainable lighting. By precisely configuring the detection area, hold time, and daylight threshold, you can optimise energy consumption while ensuring optimal lighting conditions in your application.

## SENSOR CONFIGURATION

### DETECTION AREA

As the HF signal penetrates walls, even movement outside the room can switch the light on. To avoid unnecessary activation and maximise energy efficiency, it is therefore important to configure the detection area correctly. Our luminaire has an extremely precise activation range, which is ideal for use in corridors, stairwells, corridors, stairwells, hallways and similar areas.

### HOLD TIME

The hold time controls how long the light remains fully on after movement stops. A longer hold time offers greater convenience, while a shorter time saves energy.

### DAYLIGHT SENSOR

The integrated daylight sensor provides intelligent light control based on ambient light levels. Activate the daylight function to make the luminaire only respond to movement when the light level falls below the set lux value. This significantly reduces energy consumption in areas with sufficient natural light.

DETECTION AREA				HOLD TIME				DAYLIGHT SENSOR			
1	2	3		4	5	6		7	8	9	
ON	ON	ON	100 %	ON	ON	ON	5 s	ON	ON	ON	2 LUX
—	ON	ON	75 %	—	ON	ON	30 s	ON	ON	—	10 LUX
ON	—	ON	50 %	ON	—	ON	90 s	—	ON	—	25 LUX
—	—	ON	25 %	—	—	ON	3 min	ON	—	—	50 LUX
—	—	—	10 %	ON	ON	—	20 min	—	—	—	Disable
—	—	—		—	—	—	30 min	—	—	—	

# BULKHEAD ROUND/BULKHEAD ROUND SENSOR

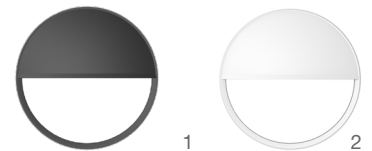


Product name	(EAN) GTIN	Replacement for	W	lm	lm/w	K	L70 <sup>1</sup>	△	IK	L × W × H [mm] ∅ × H [mm]	Light No.
<b>BULKHEAD ROUND – Robust wall and ceiling luminaire with IP65 and IK10 protection</b>											
BLKH RD 250 P 9.5W CPS BK	4099854 <b>286087</b>	1 × 16W CFL-ni	9.5/8/6.5/5.5	1220/1070/860/710	128/132/129	3000/4000	55000	120	IK10	262 × 73	1
BLKH RD 250 P 9.5W CPS WT	4099854 <b>286100</b>	1 × 16W CFL-ni	9.5/8/6.5/5.5	1220/1070/860/710	128/132/129	3000/4000	55000	120	IK10	262 × 73	2
BLKH RD 300 P 17W CPS BK	4099854 <b>286124</b>	2 × 18W CFL-ni	17/15/12.5/10	2270/1990/1700/1400	132/136/138	3000/4000	55000	120	IK10	312 × 73	1
BLKH RD 300 P 17W CPS WT	4099854 <b>286148</b>	2 × 18W CFL-ni	17/15/12.5/10	2270/1990/1700/1400	132/136/138	3000/4000	55000	120	IK10	312 × 73	2
<b>BULKHEAD ROUND SENSOR – Robust wall and ceiling luminaire with IP65 and IK10 protection and sensor</b>											
BLKH RD SEN 250 P 10W CPS BK	4099854 <b>286162</b>	1 × 16W CFL-ni	10/8.5/7/6	1220/1070/860/710	122/120/118	3000/4000	55000	120	IK10	262 × 73	1
BLKH RD SEN 250 P 10W CPS WT	4099854 <b>286186</b>	1 × 16W CFL-ni	10/8.5/7/6	1220/1070/860/710	122/120/118	3000/4000	55000	120	IK10	262 × 73	2
BLKH RD SEN 300 P 18W CPS BK	4099854 <b>286209</b>	2 × 18W CFL-ni	17.5/15.5/13/11	2280/1980/1690/1390	128/127/130/126	3000/4000	55000	120	IK10	312 × 73	1
BLKH RD SEN 300 P 18W CPS WT	4099854 <b>286247</b>	2 × 18W CFL-ni	17.5/15.5/13/11	2280/1980/1690/1390	128/127/130/126	3000/4000	55000	120	IK10	312 × 73	2

## SENSOR PROPERTIES

Product name	Type of sensor	Sensor technology	Detection threshold of daylight sensor	Detection range of motion sensor	Sensor detection angle	Sensor controlled switching time
BLKH RD SEN 250 P 10W CPS BK	Motion, Light	Microwave	2...50 lx	3...8m	150°	5s...30 min
BLKH RD SEN 250 P 10W CPS WT	Motion, Light	Microwave	2...50 lx	3...8m	150°	5s...30 min
BLKH RD SEN 300 P 18W CPS BK	Motion, Light	Microwave	2...50 lx	3...8m	150°	5s...30 min
BLKH RD SEN 300 P 18W CPS WT	Motion, Light	Microwave	2...50 lx	3...8m	150°	5s...30 min

## BULKHEAD ROUND ACCESSORIES



Product name	(EAN) GTIN	IK	L × W × H [mm] ∅ × H [mm]	MATERIAL	COLOR	Light No.
<b>BULKHEAD ROUND EYELID – Attachable half-visor ring (IK10)</b>						
BLKH RD Eyelid 250 BK	4099854 <b>286759</b>	IK10	262 × 74	Polycarbonate (PC)	Black	1
BLKH RD Eyelid 250 WT	4099854 <b>286773</b>	IK10	262 × 74	Polycarbonate (PC)	White	1
BLKH RD Eyelid 300 BK	4099854 <b>286797</b>	IK10	312 × 74	Polycarbonate (PC)	Black	1
BLKH RD Eyelid 300 WT	4099854 <b>286810</b>	IK10	312 × 74	Polycarbonate (PC)	White	1

<sup>1</sup>t[h]: L70/B50 @ 25 °C (T<sub>a</sub>)/t[h]: L80/B10 @ 25 °C (T<sub>a</sub>) | <sup>2</sup> Refer to [www.ledvance.com/guarantee](http://www.ledvance.com/guarantee) for precise conditions

## ABOUT LEDVANCE


With business activities in over 140 countries, LEDVANCE is one of the world's leading general lighting companies. Emerging from OSRAM's general lighting division, LEDVANCE's portfolio includes LED lamps and luminaires, intelligent lighting products, traditional lamps and renewable energy solutions.

#POWERTHROUGHLIGHT

LEDVANCE GmbH  
 Parkring 1-5  
 85748 Garching  
 Germany

# LEDVANCE

## BULKHEAD ROUND COMPONENTS: DRIVER



Product name	EAN (GTIN)	W	L x W x H [mm] Ø x H [mm]
<b>BULKHEAD ROUND DRIVER – Exchangeable driver</b>			
DR DS-P- 10/220-240/350 BLKH	4099854 <b>286834</b>	10	79 x 45 x 25
DR DS-P- 18/220-240/370 BLKH	4099854 <b>286858</b>	19	79 x 45 x 25

## BULKHEAD ROUND COMPONENTS: LIGHT SOURCE



Product name	EAN (GTIN)	W	lm	lm/W	K	L70 <sup>1</sup>	°	L x W x H [mm] Ø x H [mm]
<b>BULKHEAD ROUND LIGHT SOURCES – Upgrade or replacement lightsource</b>								
LISOEV 250R 8W 830 840 BLKH	4099854 <b>311918</b>	8	1220	152	3000/4000	55000	120	250 x 38
LISOEV 300R 15W 830 840 BLKH	4099854 <b>311970</b>	15	2270	151	3000/4000	55000	120	300 x 38

<sup>1</sup>t[h]: L70/B50 @ 25 °C (T<sub>a</sub>)/t[h]; L80/B10 @ 25 °C (T<sub>a</sub>) | <sup>2</sup> Refer to [www.ledvance.com/guarantee](http://www.ledvance.com/guarantee) for precise conditions