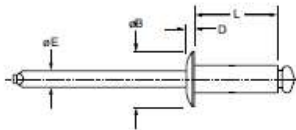








| English | Français | Deutsch | Italiano | Español |
|-----------------------------|---------------------------|----------------------------------|---------------------------------------|------------------------------|
| Dome head | Tête plate | Flachrundkopf | Testa Tonda | Cabeza alomada |
| Body: Aluminium* Natural | Corps: Aluminium* Brut | Hülse: Aluminium* Unbehandelt | Corpo: Alluminio* Nessuna finitura | Cuerpo: Aluminio* Natural |
| Stem: Steel | Tige: Acier | Dorn: Stahl | Gambo: Acciaio | Vástago: Acero |

*: 3.5 % Magnesium Alloy



| ø nom. |  | |  | | L ref. | øE ref. | øB max. | D max. |  |  | Part No. | |
|----------------|---|------|---|------|-------------|------------|------------|-----------|---|--|--------------|------------------|
| | min. | max. | min. | max. | | | | | | | | kN ¹⁾ |
| 4.0 (5/32") | | 1.6 | 4.1 | 4.2 | 5.0 | 2.29 | 8.3 | 1.22 | 1.33 | 1.91 | TAPD 52 BS | |
| | | 1.6 | | | 3.2 | | | | | | 7.0 | TAPD 54 BS |
| | | 3.2 | | | 4.8 | | | | | | 8.5 | TAPD 56 BS |
| | | 4.8 | | | 6.4 | | | | | | 10.5 | TAPD 58 BS |
| | | 6.4 | | | 7.9 | | | | | | 12.2 | TAPD 510 BS |
| | | 7.9 | | | 9.5 | | | | | | 14.0 | TAPD 512 BS |
| | | 9.5 | | | 11.1 | | | | | | 15.7 | TAPD 514 BS |
| | | 11.1 | | | 12.7 | | | | | | 17.5 | TAPD 516 BS |
| | | 12.7 | | | 13.5 | | | | | | 18.5 | TAPD 517 BS |
| | | 13.5 | | | 15.9 | | | | | | 20.3 | TAPD 520 BS |
| | | 15.9 | | | 17.4 | | | | | | 22.5 | TAPD 522 BS |
| | | 17.4 | | | 19.8 | | | | | | 24.7 | TAPD 525 BS |
| | 4.8 (3/16") | | | | 2.4 | | | | | | 4.9 | 5.0 |
| | | 3.2 | 4.8 | 9.2 | TAPD 66 BS | | | | | | | |
| | | 4.8 | 6.4 | 11.0 | TAPD 68 BS | | | | | | | |
| | | 6.4 | 7.9 | 12.9 | TAPD 610 BS | | | | | | | |
| | | 7.9 | 9.5 | 14.7 | TAPD 612 BS | | | | | | | |
| | | 9.5 | 11.1 | 16.5 | TAPD 614 BS | | | | | | | |
| | | 11.1 | 13.5 | 19.1 | TAPD 617 BS | | | | | | | |
| | | 13.5 | 15.5 | 21.0 | TAPD 621 BS | | | | | | | |
| | | 13.5 | 17.5 | 23.1 | TAPD 623 BS | | | | | | | |
| | | 13.5 | 19.8 | 25.5 | TAPD 625 BS | | | | | | | |
| | | 19.8 | 26.2 | 32.0 | TAPD 633 BS | | | | | | | |
| 5.0 | | 3.5 | 5.1 | 5.2 | 8.0 | 2.64 | 9.3 | 1.60 | 2.20 | 2.60 | SNAD 5080 BS | |
| | | 4.5 | | | 6.0 | | | | | | 10.0 | SNAD 5100 BS |
| | | 6.0 | | | 7.5 | | | | | | 12.0 | SNAD 5120 BS |
| | | 7.5 | | | 9.5 | | | | | | 14.0 | SNAD 5140 BS |
| | | 9.5 | | | 11.5 | | | | | | 16.0 | SNAD 5160 BS |
| | | 11.5 | | | 13.5 | | | | | | 18.0 | SNAD 5180 BS |
| | | 13.5 | | | 15.5 | | | | | | 20.0 | SNAD 5200 BS |
| | | 16.5 | | | 17.5 | | | | | | 22.0 | SNAD 5220 BS |
| | | 17.5 | | | 20.5 | | | | | | 25.0 | SNAD 5250 BS |
| 6.0 | | 3.5 | 6.1 | 6.2 | 10.0 | 3.20 | 12.3 | 2.10 | 3.00 | 3.80 | SNAD 6100 BS | |
| | | 5.5 | | | 7.5 | | | | | | 12.0 | SNAD 6120 BS |
| | | 6.0 | | | 9.5 | | | | | | 14.0 | SNAD 6140 BS |
| | | 9.5 | | | 11.5 | | | | | | 16.0 | SNAD 6160 BS |
| | | 11.5 | | | 13.5 | | | | | | 18.0 | SNAD 6180 BS |
| 6.4 (1/4") | | 4.8 | 6.5 | 6.6 | 12.7 | 3.66 | 13.0 | 2.10 | 3.20 | 4.525 | TAPD 88 BS | |
| | | 6.4 | | | 9.5 | | | | | | 16.2 | TAPD 812 BS |
| | | 9.5 | | | 12.7 | | | | | | 19.5 | TAPD 816 BS |
| | | 12.7 | | | 19.8 | | | | | | 26.2 | TAPD 824 BS |

all dimensions in mm / en millimètre / alle Maße in mm / in millimetri / en milímetros

1) typical values / valeurs moyennes / typische Werte / Valori tipici / valores típicos