

Technical data sheet

Type 402B Non-return valve System 02

Applications and special features



- Operates in any position
- Minimum head loss
- Silent, reliable sealing, compact
- Exceptional robustness
- Does not generate hammering
- Closing system : long back axial guiding for reduced displacement
- Sealing guaranteed by a flat seal
- Return spring
- 2 threaded and plugged bosses 1/2"

Technical description

"	DN	PN	PFA in bar	PS in bar				Cat.	References	Vvs-nr
				L1	L2	G1	G2			
1 1/2	40	10/16	16	16	16	16	16	I	149B 2281 B	
2	50	10/16	16	16	16	16	16	I	149B 2351	
2 1/4	60	10/16	16	16	16	15	16	I	149B 2352	
2 1/2	65	10/16	16	16	16	15	16	I	149B 2353	
3	80	10/16	16	16	16	12	16	I	149B 2354	
4	100	10/16	16	16	16	10	16	I	149B 2355	
5	125	10/16	16	16	16	0,5	16	I	149B 2226 B	
6	150	10/16	16	13	16	0,5	16	I	149B 2227 B	
8	200	10	10	10	10	0,5	10	I	149B 2229 B	
10	250	10	10	10	10	0,5	10	I	149B 2230 B	
12	300	10	10	10	10	0,5	10	I	149B 2231 B	
14	350	10	10	10	10	0,5	10	I	149B 2232 B	
16	400	10	10	10	10	0,5	8	I	149B 2233 B	
20	500	10	10	10	10	0,5	7	I	149B 2235 B	

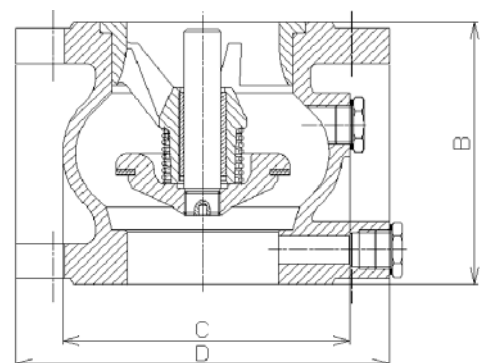
Important notice :

The indicated pressure for the different categories of fluids (L1/L2/G1/G2) is under no condition a guarantee of use. Therefore, it is essential to validate the use of products under given operating conditions.

- **Connection** : Flanges drilled PN : see table
- **Permissible operating pressure PFA - water-** (for supply, distribution and disposal of water) : See table
- **Maximum permissible pressure PS - other mediums:** See table
- **θ :** Mini. -10 °C
Maxi. 100 °C
- **Mediums :** Clear liquids, gas
- **Approvals :** PED 97/23/CE
- **Other approvals available :**
Wras approved material : Consult us
- **International construction Standards :**
CE Conformity Directive 97/23/CE
Flange drilling according to EN1092-2

Overall dimensions

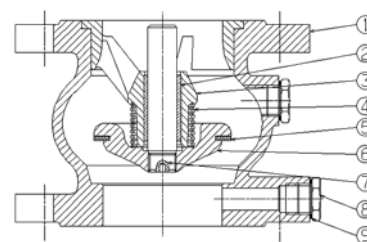
"	DN		B	C	D	Weight
	mm	mm				
1 1/2	40	85	80	150	4,2	
2	50	100	97	165	5,8	
2 1/4	60	120	125	185	8,1	
2 1/2	65	120	125	185	8,1	
3	80	140	150	200	10,2	
4	100	170	187	220	14,5	
5	125	200	220	250	24	
6	150	230	250	285	32	
8	200	288	340	340	53	
10	250	354	420	405	94	
12	300	395	490	460	140	
14	350	472	586	533	225	
16	400	560	680	597	312	
20	500	750	880	670	540	



Technical data sheet Type 402B - Non-return valve

Spare parts list and materials

Nb	Description	Materials	EURO	ANSI
1	CASING	Cast iron/Epoxy	EN 1561 EN-GJL-250	ASTM A 48 35 B
2	RING	Bronze	CuSn12-C	
3	GUIDE DN50 Other DN	Bronze Cast iron/Epoxy	EN 1982 CuSn5Zn5Pb2-C GS EN 1561 EN-GJL-250	ASTM A 48 35 B
4	SPRING	Stainless steel	EN 10270-3 X10CrNi18-8	AISI 302
5	SEAL	EPDM		
6	OBTURATEUR DN40 DN 50-65 Autres DN	Brass Bronze Cast iron/Epoxy	EN 12164 CuZn40Pb2 R360 mini EN 1982 CuSn5Zn5Pb2-C GS EN 1561 EN-GJL-250	
7	STEM DN 40 Other DN	Bronze Brass	EN 1982 CuSn5Zn5Pb2-C GS EN 12164 CuZn40Pb2 R360 mini	
6-7	DN 500 STEM VALVE	Bronze Ductile iron/Epoxy	EN 1982 CuSn12-C GS EN 1563 EN-GJS-400-15	ASTM A 536 65-45-12
8	PLUG	Brass	CuZn39Pb3	
9	SEAL	EPDM		



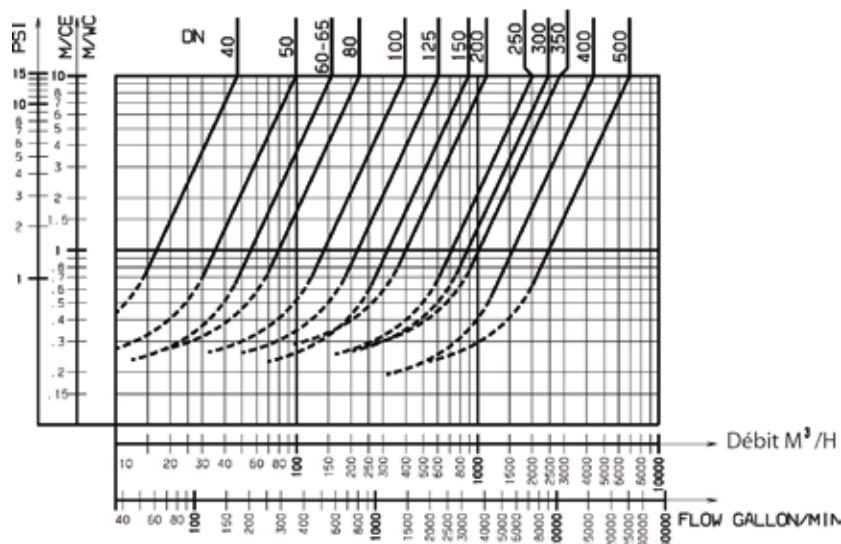
Working principle

"	DN	Opening pressure in mm/WC				Kv m ³ /H	ζ
		↑	↓	↔	Without spring		
1 1/2	40	440	210	320	120	47,00	1,80
2	50	440	220	330	110	99,00	1,00
2 1/4	60	450	190	320	130	159,00	1,10
2 1/2	65	450	190	320	130	159,00	1,10
3	80	450	190	320	130	222,00	1,30
4	100	500	240	370	130	396,00	1,00
5	125	510	210	360	150	619,00	1,00
6	150	550	210	380	170	890,00	1,00
8	200	590	210	400	190	1120,00	2,00
10	250	710	210	460	250	2010,00	1,50
12	300	820	90	460	365	2459,00	2,10
14	350	860	100	480	380	2843,00	2,90
16	400	800	50	410	390	4370,00	2,10
20	500	1030	0	430	580	6914,00	2,05

Direction for use :

- Solid line : Valve completely open
- Dotted line : opening stage of valve

ΔP



Socla can accept no responsibility for possible errors in catalogue, brochures and other printed material. Socla reserve the right to alter its products without notice. This also applies to products already agreed. All trademarks in this material are the property of the respective companies. All right reserved.

Socla SAS

365 rue du lieutenant Putier
71530 VIREY LE GRAND
Postal address : BP 10273
71107 CHALON SUR SAONE Cedex

Tel : 33 3 85 97 42 52
Fax : 33 3 85 97 97 42
<http://www.socla.com>
e-mail: commerfr@socla.com