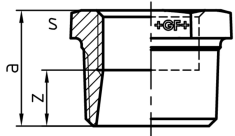
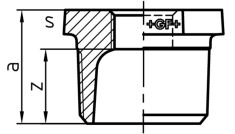


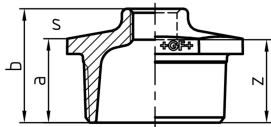
Form I



Form II



Form III



241 Reducing bush, ISO/EN N4

Forms I, II, III are available only as marked under column "Form", Form I can also be supplied with continuous internal thread (=241D).
ST ... these types of fittings are made from steel (galvanised finish = electroplated) and not suitable for drinking water installations.

	d1 (inch)	d2 (inch)	Form	Black Code	Galvanised Code	SP	GP	a (mm)	b (mm)	z (mm)	s (mm)
EN *-	¼	⅛	I	770 241 115	770 241 215	10	100	20		13	17
EN *-	⅜	⅛	I	770 241 116	770 241 216	10	100	20		13	19
EN *-	⅜	¼	I	770 241 117	770 241 217	10	100	20		10	19
EN *-	½	⅛	II	770 241 118	770 241 218	10	150	24		17	23
EN *-	½	¼	II	770 241 119	770 241 219	10	150	24		14	23
EN *-	½	⅜	I	770 241 120	770 241 220	10	300	24		14	23
EN *-	¾	¼	II	770 241 121	770 241 221	10	80	26		16	30
EN *-	¾	⅜	II	770 241 122	770 241 222	10	200	27		16	30
EN *-	¾	½	I	770 241 123	770 241 223	10	200	26		13	30
EN *-	1	¼	II	770 241 124	770 241 224	10	100	29		19	36
EN *-	1	⅜	II	770 241 125	770 241 225	10	100	29		19	36
EN *-	1	½	II	770 241 126	770 241 226	10	120	29		16	36
EN *-	1	¾	I	770 241 127	770 241 227	10	120	30		15	36
EN *-	1 ¼	⅜	II	770 241 128	770 241 228	40		31		21	46
EN *-	1 ¼	½	II	770 241 129	770 241 229	100		31		18	46
EN *-	1 ¼	¾	II	770 241 130	770 241 230	100		31		16	46
EN *-	1 ¼	1	II	770 241 131	770 241 231	100		31		14	46
EN *-	1 ½	⅜	II	770 241 132	770 241 232	80		31		21	50
EN *-	1 ½	½	II	770 241 133	770 241 233	80		31		18	50
EN *-	1 ½	¾	II	770 241 134	770 241 234	80		31		16	50
EN *-	1 ½	1	II	770 241 135	770 241 235	60		31		14	50
EN *-	1 ½	1 ¼	I	770 241 136	770 241 236	60		33		12	50
EN *-	2 ½	½	III	770 241 137	770 241 237	30		35	48	35	65
EN *-	2	¾	III	770 241 138	770 241 238	30		35	49	34	65
EN *-	2	1	II	770 241 139	770 241 239	30		37		20	65
EN *-	2	1 ¼	II	770 241 140	770 241 240	30		37		18	65
EN *-	2 ½	1	III	770 241 142	770 241 242	20		44	54	37	80
EN *-	2	1 ½	II	770 241 141	770 241 241	30		37		18	65
EN *-	2 ½	1 ¼	III	770 241 143	770 241 243	20		40	54	37	80
EN *-	2 ½	1 ½	II	770 241 144	770 241 244	20		42		23	80
EN *-	2 ½	2	II	770 241 145	770 241 245	20		40		16	80
EN *-	3	1	III	770 241 146	770 241 246	10		44	59	42	95
EN *-	3	1 ¼	III	770 241 147	770 241 247	10		44	59	40	95
EN *-	3	1 ½	III	770 241 148	770 241 248	10		44	59	40	95
EN *-	3	2	II	770 241 149	770 241 249	10		44		20	95
EN *-	3	2 ½	II	770 241 150	770 241 250	10		44		17	96
EN *-	4	2	III	770 241 151	770 241 251	6		51	69	45	120
EN *-	4	2 ½	III	770 241 152	770 241 252	6		51	69	42	120
EN *-	4	3	II	770 241 153	770 241 253	6		53		23	120

The technical data are not binding. They neither constitute expressly warranted characteristics nor guaranteed properties nor a guaranteed durability. They are subject to modification. Our General Terms of Sale apply.

Georg Fischer Piping Systems Ltd, Postfach, CH-8201 Schaffhausen/Switzerland Phone +41 -(0)52-631 1111 e-mail:
info.ps@georgfischer.com Internet: <http://www.gfps.com>